



THE FINIAL COMPANYTM

Custom for Every Style

MODERN • TRANSITIONAL • TRADITIONAL

April 2023 Drapery Hardware Suggested Retail* Price List

*10% tariff has been included.

table of contents

metal

1 1/8"-1 3/8" modern metal collection	4
1 3/8" metal collection	10

steel

1/2" collection	14
3/4" collection	17
1" collection	21
1 1/4" collection	26
1 1/2"-1 3/4" collection	31

outdoor hardware	36
------------------	----

custom solutions

custom pole returns	39
custom steel brackets & accessories	46
custom arches	49

wood & resin

1 3/8" diameter collection	51
2"-2 1/4" diameter collection	56
3" diameter collection	65
rosettes	70
tiebacks	72
crests	73

traverse systems

motorized traverse	75
<ul style="list-style-type: none"> • R-TEC Automation® 1 3/8" metal • R-TEC Automation® heavy duty • Somfy® 	
manual traverse	103
<ul style="list-style-type: none"> • 1 1/8" - 1 3/8" modern metal baton draw • 1 3/8" metal baton draw • heavy duty corded or baton draw 	
sales tools	124

finish information	126
terms & conditions	127





NEW!
LOOK FOR THE
DISCOUNTED
SECTIONS
THROUGHOUT
THE PRICE LIST:

***40% OFF SRP! While**
Supplies Last. Prices
shown reflect 40% off.






1¹/₈" - 1³/₈" modern metal

finials Coordinate with 1¹/₈" & 1³/₈" diameter poles; cuffs & collars not included.



- step 1:** select finial design
- step 2:** choose pole diameter
- step 3:** select a cuff or collar*
*sold separately

Catalog page 5	Catalog page 5	Catalog page 5	Catalog page 5
 Bryant	 Bryant Acrylic	 Declan	 Declan Acrylic
2 ⁷ / ₈ "L x 2 ³ / ₄ "W TFCM600	2 ⁷ / ₈ "L x 2 ³ / ₄ "W TFCM600/CL	2 ¹ / ₄ "L x 2 ¹ / ₄ "W TFCM601	2 ¹ / ₄ "L x 2 ¹ / ₄ "W TFCM601/CL
\$66.00 ea	\$86.90 ea	\$99.00 ea	\$82.50 ea

Catalog page 5	Catalog page 5	Catalog page 5	Catalog page 5	Catalog page 5
 Upton	 Upton Acrylic	 Delano	 Mercer	 Luca Acrylic
4"L x 1 ⁷ / ₈ "W TFCM602	4"L x 1 ⁷ / ₈ "W TFCM602/CL	4"L x 1 ⁷ / ₈ "W TFCM603	4"L x 2 ¹ / ₈ "W TFCM604	2"L x 3 ³ / ₄ "W TFCM605
\$86.90 ea	\$82.50 ea	\$99.00 ea	\$99.00 ea	\$99.00 ea

Catalog page 5	Catalog page 6	Catalog page 6	Catalog page 6	Catalog page 6
 Stiles Acrylic	 Anson	 Anson Acrylic	 Eason	 Eason Acrylic
2 ³ / ₈ "L x 3"W TFCM606	7 ⁷ / ₈ "L x 3"W TFCM691	7 ⁷ / ₈ "L x 3"W TFCM691/CL	1"L x 2 ⁷ / ₈ "W TFCM692	1"L x 2 ⁷ / ₈ "W TFCM692/CL
\$99.00 ea	\$47.30 ea	\$53.90 ea	\$47.30 ea	\$53.90 ea



1¹/₈" end caps

Catalog page 6	Catalog page 6
 Bex 1 ¹ / ₈ "	 Round 1 ¹ / ₈ "
3/4"L x 1 ⁷ / ₈ "W (1 ³ / ₈ " sq) TFCM118690	3/4"L x 1 ¹ / ₄ "W TFCM118191
\$31.90 ea	\$16.50 ea




Scan QR codes by each finial to download the
PRODUCT TEAR SHEET
with dimensions & information!

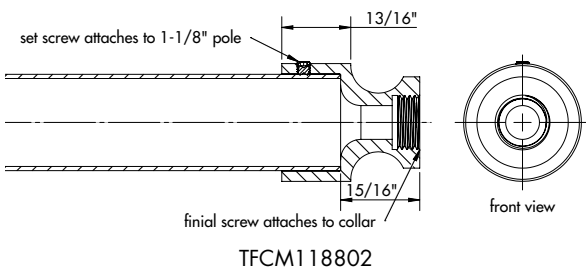
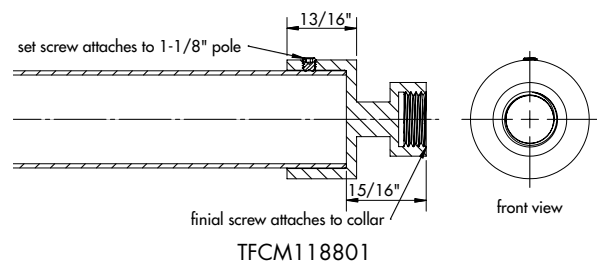
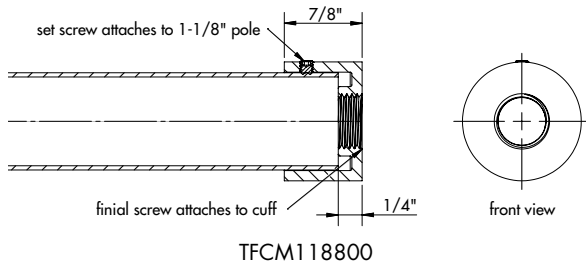


1³/₈" end caps

Catalog page 6	Catalog page 6
 Bex 1 ³ / ₈ "	 Round 1 ³ / ₈ "
1"L x 2 ¹ / ₄ "W (1 ⁵ / ₈ " sq) TFCM138690	3/4"L x 1 ¹ / ₂ "W TFCM138191
\$39.60 ea	\$19.25 ea

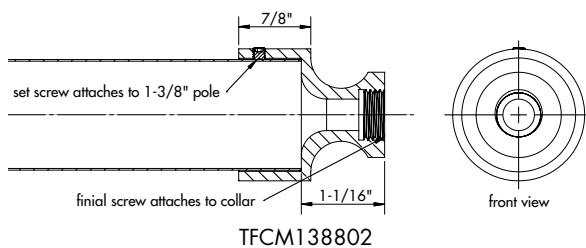
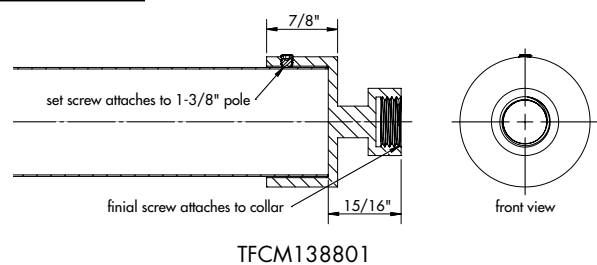
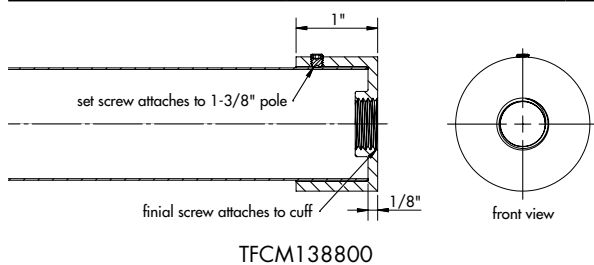
1 1/8" cuffs & collars

Catalog page 6	Catalog page 6	Catalog page 6
		
1 1/8" metal modern cuff	1 1/8" metal modern collar	1 1/8" metal transitional collar
7/8"L x 1 3/8"W	1 5/8"L x 1 3/8"W	1 5/8"L x 1 3/8"W
TFCM118800	TFCM118801	TFCM118802
\$16.50 ea	\$16.50 ea	\$16.50 ea






1 3/8" cuffs & collars

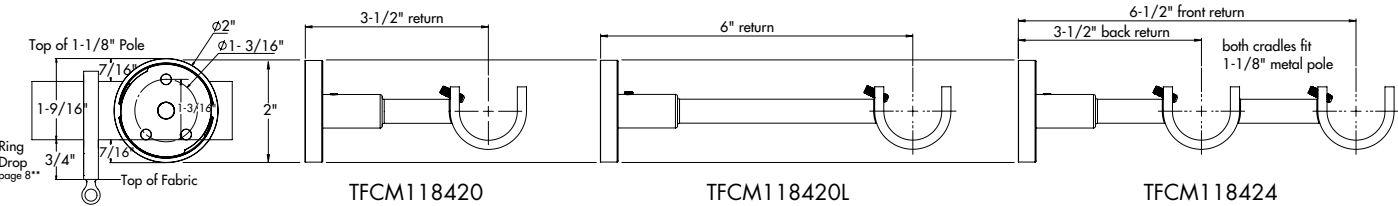
Catalog page 6	Catalog page 6	Catalog page 6
		
1 3/8" metal modern cuff	1 3/8" metal modern collar	1 3/8" metal transitional collar
1"L x 1 5/8"W	1 11/16"L x 1 5/8"W	1 13/16"L x 1 5/8"W
TFCM138800	TFCM138801	TFCM138802
\$21.45 ea	\$21.45 ea	\$21.45 ea






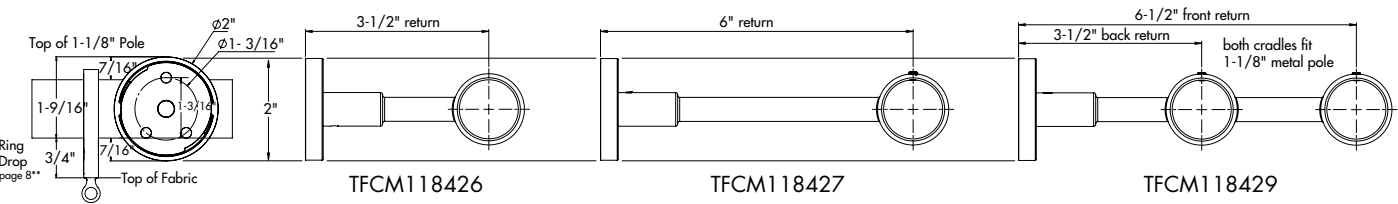
1 1/8" - 1 3/8" modern metal

1 1/8" brackets

Catalog page 7	Catalog page 7	Catalog page 7
		
metal bracket, single	metal bracket, single	metal bracket, double
3 1/2" return, 2"Dia backplate	6" return, 2"Dia backplate	6 1/2" front and 3 1/2" back return, 2"Dia backplate
TFCM118420	TFCM118420L	TFCM118424
\$49.50 ea	\$55.00 ea	\$60.50 ea

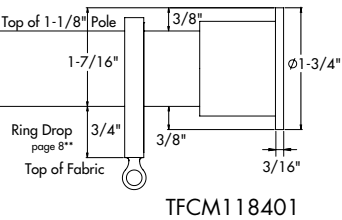




Catalog page 7	Catalog page 7	Catalog page 7
		
eyelet bracket, single	eyelet bracket, single	eyelet bracket, double
3 1/2" return, 2"Dia backplate	6" return, 2"Dia backplate	6 1/2" front and 3 1/2" back return, 2"Dia backplate
TFCM118426	TFCM118427	TFCM118429
\$49.50 ea	\$55.00 ea	\$60.50 ea

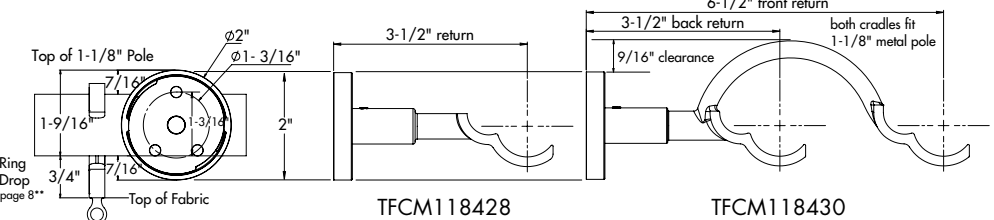


Catalog page 7

inside mount brackets
2pc, 1 1/4"W, 1 3/4" backplate, 1 1/8" deep, (sold in pairs)
TFCM118401
\$60.50 pair






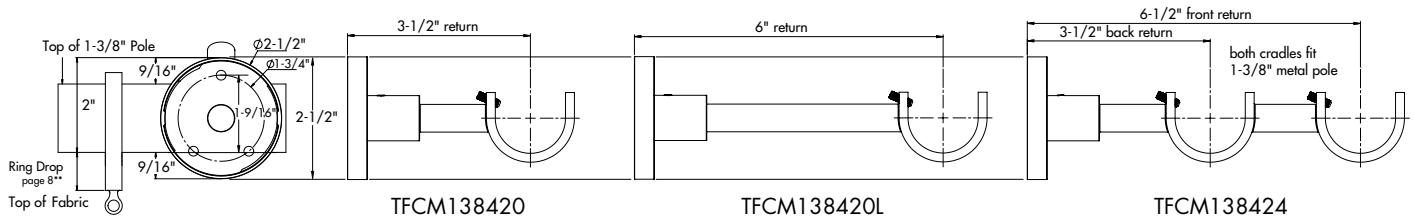
Catalog page 7	Catalog page 7
	
bypass bracket, single	bypass bracket, double
3 1/2" return, 2"Dia backplate	6 1/2" front and 3 1/2" back return, 2"Dia backplate
TFCM118428	TFCM118430
\$49.50 ea	\$60.50 ea






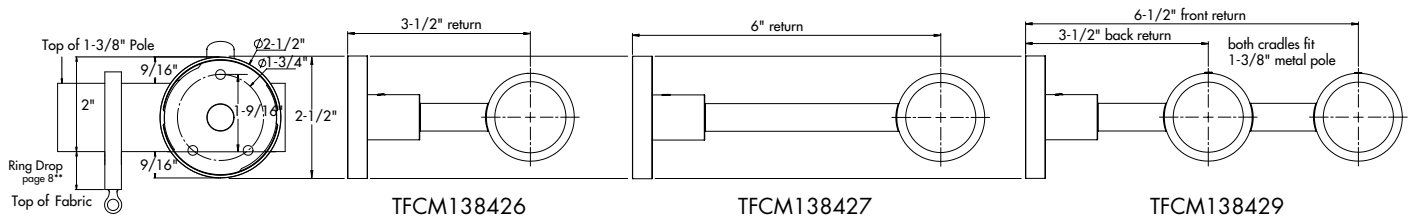
Bracket return measured from wall to center of cradle.


1 3/8" brackets

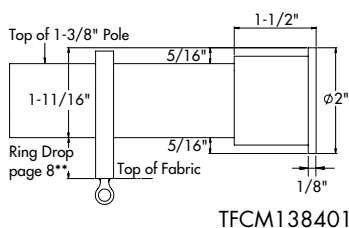
Catalog page 7	Catalog page 7	Catalog page 7
		
metal bracket, single	metal bracket, single	metal bracket, double
3 1/2" return, 2 1/2" Dia backplate	6" return, 2 1/2" Dia backplate	6 1/2" front and 3 1/2" back return, 2 1/2" Dia backplate
TFCM138420	TFCM138420L	TFCM138424
\$55.00 ea	\$60.50 ea	\$66.00 ea





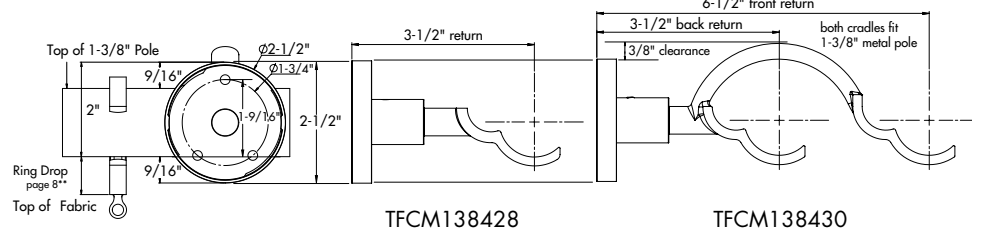
Catalog page 7	Catalog page 7	Catalog page 7
		
eyelet bracket, single	eyelet bracket, single	eyelet bracket, double
3 1/2" return, 2 1/2" Dia backplate	6" return, 2 1/2" Dia backplate	6 1/2" front and 3 1/2" back return, 2 1/2" Dia backplate
TFCM138426	TFCM138427	TFCM138429
\$55.00 ea	\$60.50 ea	\$66.00 ea



Catalog page 7

inside mount brackets
2pc, 1 1/2" W, 2" backplate, 1 7/8" deep, (sold in pairs)
TFCM138401
\$66.00 pair



Catalog page 7	Catalog page 7
	
bypass bracket, single	bypass bracket, double
3 1/2" return, 2 1/2" Dia backplate	6 1/2" front and 3 1/2" back return, 2 1/2" Dia backplate
TFCM138428	TFCM138430
\$55.00 ea	\$66.00 ea



Bracket return measured from wall to center of cradle.

1 1/8" - 1 3/8" modern metal

1 1/8"- 1 3/8" diameter poles

Catalog page 8

All orders with poles will incur a \$10.00 net packaging fee per order.

Product Information

- Sold in 2 foot increments, 2 foot minimum
- Cut to specified length. Fall off will not be saved or shipped
- Splice is required for joining two poles. Sold separately
- Not available for bent or mitered returns

Please Specify

- Item number
 - Custom pole length
 - Finish color
 - Pole splice, if needed. Sold separately
- We recommend installing a support bracket at the connection*

1 1/8" round metal pole Maximum continuous length: 144 inches (12')



Item Number	Length	Price
TFCM118002	2'	\$27.50
TFCM118004	4'	\$55.00
TFCM118006	6'	\$82.50
TFCM118008	8'	\$110.00
TFCM118010	10'	\$137.50
TFCM118012	12'	\$165.00

1 3/8" round metal pole Maximum continuous length: 144 inches (12')



Item Number	Length	Price
TFCM138002	2'	\$33.00
TFCM138004	4'	\$66.00
TFCM138006	6'	\$99.00
TFCM138008	8'	\$132.00
TFCM138010	10'	\$165.00
TFCM138012	12'	\$198.00

1 1/8" pole splice

Catalog page 8




Required to splice 2
1 1/8" poles together

TFCM118403

\$6.60 ea

1 3/8" pole splice

Catalog page 8

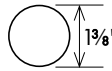


Required to splice 2
1 3/8" poles together

TFCM138403

\$6.60 ea

1 3/8" round acrylic pole Maximum continuous length: 144 inches (12')



Item Number	Length	Price
TFCM138002/CL	2'	\$84.70
TFCM138004/CL	4'	\$169.40
TFCM138006/CL	6'	\$254.10
TFCM138008/CL	8'	\$338.80
TFCM138010/CL	10'	\$423.50
TFCM138012/CL	12'	\$508.20

acrylic poles cannot be spliced.

1 1/8" rings

Catalog page 8



1 1/8" metal ring
1 5/8"ID, 2 1/8"OD, 3/4"drop

TFCM118205

\$6.60 ea

Catalog page 8



use with
bypass
brackets

1 1/8" metal c-ring
1 5/8"ID, 2 1/8"OD, 3/4"drop

TFCM118207

\$6.60 ea

1 3/8" rings

Catalog page 8



1 3/8" metal ring
2"ID, 2 3/8"OD, 3/4"drop

TFCM138205

\$7.70 ea

Catalog page 8

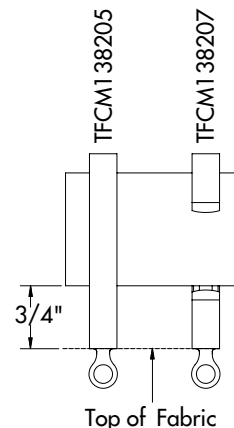
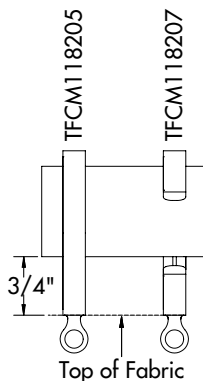


use with
bypass
brackets

1 3/8" metal c-ring
2"ID, 2 3/8"OD, 3/4"drop



TFCM138207


\$7.70 ea








Note: Ring drop indicates distance from bottom of pole to bottom of ring. A ring's drop changes on different diameter poles. **

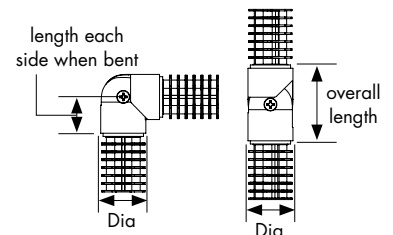
1 1/8" - 1 3/8" modern metal

tiebacks <small>Can be used with any Modern Metal Collection finial</small>	
 Catalog page 8	 Catalog page 8
metal tieback base 2 1/2" projection, 2 3/8" Dia backplate	metal tieback extension 2"L
TFCM991	TFCM990
\$47.30 ea	\$14.30 ea

1 1/8" elbow
 Catalog page 7
1 1/8" hinged elbow
1 1/8" Dia, 1 3/4" overall length, 7/8"L each side when bent
TFCM118402
\$44.00 ea

batons <small>Catalog page 9</small>		
		
metal baton, 3/8" Dia		
TFCM312S	available in 36"	\$55.00 ea
		
metal baton, 3/8" Dia		
TFCM314S	available in 48"	\$60.50 ea
		
metal baton, 3/8" Dia		
TFCM316S	available in 60"	\$66.00 ea
		
acrylic baton, 5/8" Dia		
ABTN-36	available in 36"	\$49.50 ea
ABTN-48	available in 48"	\$55.00 ea

1 3/8" elbow
 Catalog page 7
1 3/8" hinged elbow
1 3/8" Dia, 2" overall length, 1"L each side when bent
TFCM138402
\$49.50 ea



modern metal finishes Catalog page 9


CH	Chrome
BN	Brushed Nickel
SG	Satin Gold
BBN	Brushed Black Nickel
MK	Matte Black
CL	Clear Acrylic available in 1 3/8" diameter pole and select modern finials.





poles are available up to 12' in all finishes

how to order


1. Select finial design example: Bryant finial in Satin Gold (TFCM600/SG)
2. Choose pole diameter example: 1 3/8" 6' pole in Satin Gold (TFCM138006/SG)
3. Select a cuff or collar example: 1 3/8" modern cuff in Matte Black (TFCM138800/MK)

1 3/8" metal




1 3/8" finials				
Catalog page 11  Turner	Catalog page 11  Britton	Catalog page 11  Ashby	Catalog page 11  Abington	Catalog page 11  Harlow
5"L x 3"W TFCM138100	3 1/4"L x 3 7/8"W TFCM138101	3 7/8"L x 3 3/8"W TFCM138102	4 3/4"L x 3 1/4"W, glass TFCM138103	4 3/8"L x 3"W TFCM138104
\$73.70 ea	\$100.10 ea	\$93.50 ea	\$106.70 ea	\$73.70 ea

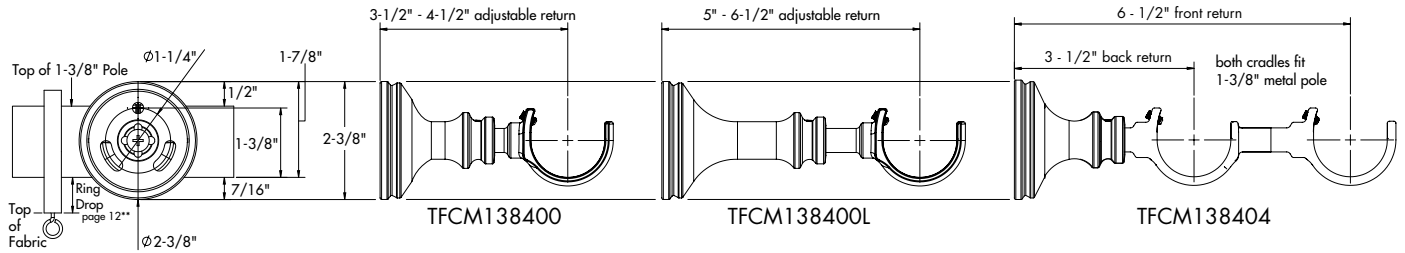
Catalog page 11  Weston	Catalog page 11  Brentford	Catalog page 11  Rothwell	Catalog page 11  Wells End Cap
4 1/4"L x 3 1/8"W TFCM138105	3 5/8"L x 3 1/4"W TFCM138106	4 1/8"L x 3"W TFCM138107	1 1/4"L x 2 1/4"W TFCM138190
\$100.10 ea	\$93.50 ea	\$100.10 ea	\$47.30 ea


Scan QR codes by each finial to download the
PRODUCT TEAR SHEET
 with dimensions & information!

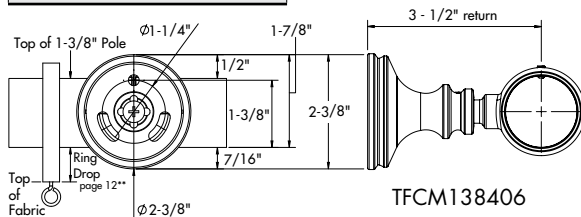


1 3/8" brackets

Catalog page 12	Catalog page 12	Catalog page 12
		
metal bracket, single	metal bracket, single	metal bracket, double
3 1/2" - 4 1/2" return, 2 3/8" Dia backplate	5" - 6 1/2" return, 2 3/8" Dia backplate	6 1/2" front and 3 1/2" back return, 2 3/8" Dia backplate
TFCM138400	TFCM138400L	TFCM138404
\$60.50 ea	\$66.00 ea	\$71.50 ea

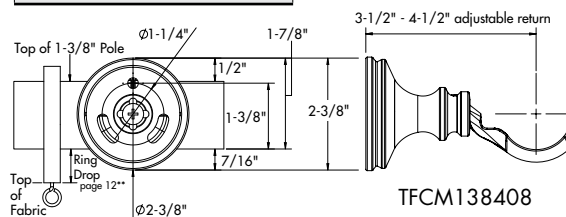


Catalog page 12

eyelet bracket, single
3 1/2" return, 2 3/8" Dia backplate
TFCM138406
\$60.50 ea

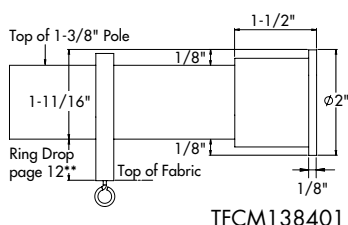


Catalog page 12

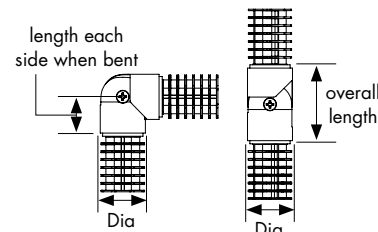
bypass bracket, single
3 1/2" - 4 1/2" return, 2 3/8" Dia backplate
TFCM138408
\$60.50 ea



Catalog page 12
1 3/8" inside mount brackets
2pc, 1 1/2" W, 2" backplate, 1 7/16" deep, (sold in pairs)
TFCM138401
\$66.00 pair



Catalog page 12
1 3/8" hinged elbow
1 3/8" Dia, 2" overall length, 1" L each side when bent
TFCM138402
\$49.50 ea



Inside mount brackets and elbow not available in DRB or VZ finishes. Purchase MK finish to coordinate with DRB or VZ finishes.
Bracket return measured from wall to center of cradle.

1 3/8" metal

1 3/8" diameter poles

Catalog page 13

All orders with poles will incur a \$10.00 net packaging fee per order.

Product Information

- Sold in 2 foot increments, 2 foot minimum
- Cut to specified length. Fall off will not be saved or shipped
- Splice is required for joining two poles. Sold separately
- Not available for bent or mitered returns

Please Specify

- Item number
- Custom pole length
- Finish color
- Pole splice, if needed. Sold separately

We recommend installing a support bracket at the connection

1 3/8" round metal pole Maximum continuous length: 144 inches (12')

Item Number	Length	Price
TFCM138202	2'	\$33.00
TFCM138204	4'	\$66.00
TFCM138206	6'	\$99.00

Continuous 10' & 12' poles not available in BZ or ORB finishes.

Item Number	Length	Price
TFCM138208	8'	\$132.00
TFCM138210	10'	\$165.00
TFCM138212	12'	\$198.00



1 3/8" pole splice

Catalog page 13



Pole Splice

Required to splice 2
1 3/8" poles together.

TFCM138403

\$6.60 ea

1 3/8" rings

Catalog page 12



metal ring with eyelet
2"ID, 2 3/8"OD, 3/4"drop

TFCM138200

\$7.70 ea

Catalog page 12



use with
bypass
brackets

metal C-ring with eyelet
2"ID, 2 3/8"OD, 3/4"drop

TFCM138201

\$7.70 ea

1 3/8" tiebacks

Catalog page 12

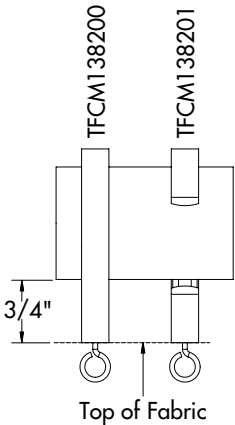


finial wall mount adaptor





1 5/8" projection, 1 3/8" Dia
use with any 1 3/8" metal
collection finial

TFCM138310

\$14.30 ea



*Note: Ring drop indicates distance from bottom of pole to bottom of ring.
A ring's drop changes on different diameter poles. ***

batons			Catalog page 13
			
metal baton, 3/8"Dia			
TFCM312S	available in 36"	\$55.00 ea	
			
metal baton, 3/8"Dia			
TFCM314S	available in 48"	\$60.50 ea	
			
metal baton, 3/8"Dia			
TFCM316S	available in 60"	\$66.00 ea	
			
acrylic baton, 5/8"Dia			
ABTN-36	available in 36"	\$49.50 ea	
ABTN-48	available in 48"	\$55.00 ea	

1 3/8" metal finishes		Catalog page 14
PN	Polished Nickel	<i>1 3/8" Metal Collection finials, brackets, poles and rings are available in any of our standard hand painted finishes for a 30% surcharge on these items.</i>
AP	Antique Pewter	
AB	Antique Brass	
BZ	Brushed Bronze	
ORB	Oil Rubbed Bronze	
VZ	Venetian Bronze*	
DRB	Dark Oil Rubbed Bronze*	
SK	Satin Black	
SF	Standard Finish	











*Rings, inside mount brackets, elbow and finial wall mount adapter not available in DRB or VZ finishes. Purchase MK finish to coordinate with DRB or VZ finishes.
Poles are available up to 12' in all finishes except BZ or ORB finishes (available up to 8' continuous).











how to order

When ordering, please specify: Item Number/Finish Code.

1/2" steel

1/2" finials

Catalog page 16	Catalog page 16	Catalog page 16	Catalog page 16	Catalog page 16
 	 	 	 	 
7/8"L x 1 1/4"W	1 1/2"L x 1 3/8"W, 7/8" base, crystal	1 1/2"L x 1 3/8"W, 7/8" base	1 5/8"L x 1 1/2"W (1 1/8"Sq), 7/8" base, crystal	1 5/8"L x 1 1/2"W (1 1/8"Sq), 7/8" base
EC4	F050-1C	F050-1S	F050-2C	F050-2S
\$53.90 ea	\$60.50 ea	\$47.30 ea	\$60.50 ea	\$47.30 ea


Catalog page 16	Catalog page 16	Catalog page 16	Catalog page 16	Catalog page 16
 	 	 	 	 
$\frac{7}{8}$ "L x 1"W, $\frac{7}{8}$ " base	1 $\frac{3}{4}$ "L x 1 $\frac{1}{4}$ "W, 1" base	1"L x 1"W	1"L x 1"W	$\frac{3}{4}$ "L x 2 $\frac{1}{4}$ "W (1 $\frac{5}{8}$ "Sq), 1" base
F050-3	S93	SF35	SF37	TFCS034110
\$39.60 ea	\$60.50 ea	\$40.70 ea	\$40.70 ea	\$60.50 ea

Scan QR codes by each finial to download the
PRODUCT TEAR SHEET
with dimensions & information!



1/2" brackets

Catalog page 17

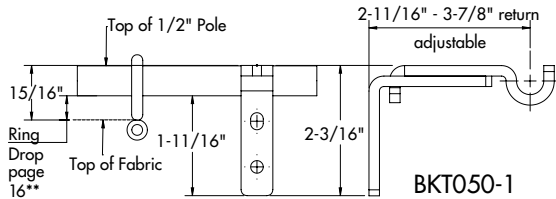


adjustable steel bracket, single


2 1/16"-3 3/8" return,
1/2"W x 2 3/16"L backplate

BKT050-1

\$39.60 ea



Catalog page 17

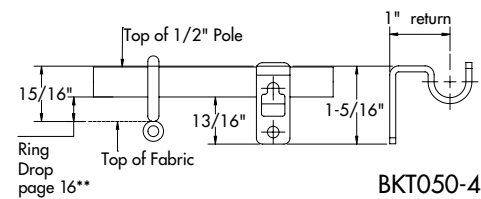


steel bracket, single

1" return, 1/2"W x 1 5/16"L backplate

BKT050-4

\$34.10 ea



Catalog page 17



steel bracket, single

6" return, 1/2"W x 2 1/2"L backplate

BKT050-3

\$39.60 ea

Catalog page 17

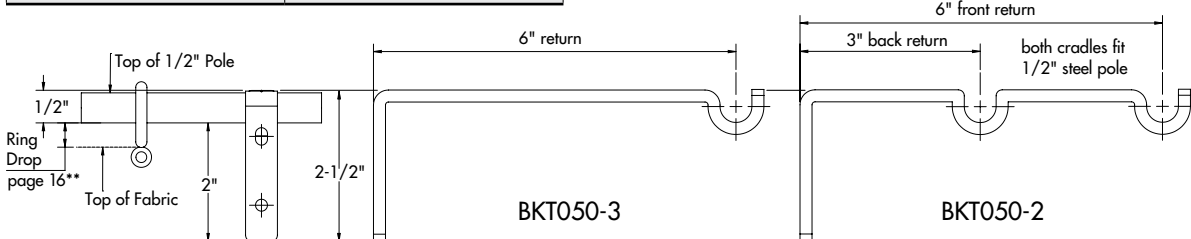


steel bracket, double


6" front and 3" back return,
1/2"W x 2 1/2"L backplate

BKT050-2

\$53.90 ea



Catalog page 17

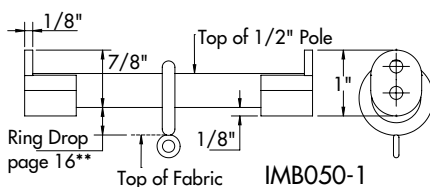


1/2" steel inside mount brackets


1"H x 3/4"W backplate, 3/4" Deep,
1/8" thick backplate per bracket
(sold in pairs)

IMB050-1

\$66.00 pair



Catalog page 17

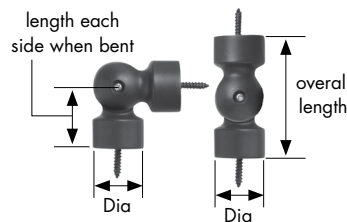


3/4" hinged elbow

7/8"Dia , 2 1/2" overall length,
1 3/8"L each side when bent

75ELB

\$60.50 ea



Bracket return measured from wall to center of cradle.

1/2" steel

1/2" diameter pole

Catalog page 17

All orders with poles will incur a \$10.00 net packaging fee per order.

Product Information

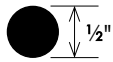
- Sold in 1 foot increments, 2 foot minimum
- Cut to specified length. Fall off will not be saved or shipped
- Connector screw available for joining two poles for no additional charge



Please Specify

- Item number
- Custom pole length
- Finish color
- Connector screw, if needed
We recommend installing a support bracket at the connection
- Options, if selected (see below)



round solid pole

Maximum continuous length: 240 inches (20')



Item Number	2 FT	3 FT	4 FT	5 FT	6 FT	7 FT	8 FT	per FT
  50SRB	\$61.60	\$92.40	\$123.20	\$154.00	\$184.80	\$215.60	\$246.40	\$30.80

Options

 TFCFEE-SBR Bent return fee, see page 39	Minimum return 1" from wall to center of pole.	\$80.00 per return
 TFCFEE-SMR Mitered return fee, see page 39	Minimum return 1" from wall to center of pole.	\$80.00 per return
TFCFEE-SSB Soft bend fee, see page 45		\$80.00 per bend
TFCFEE-ARCH Arched rod fee, see page 50		\$600.00 per bend

1/2" rings

Catalog page 17

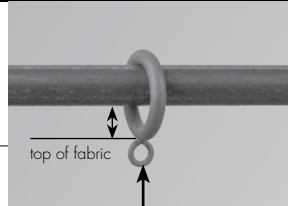


smooth steel ring
3/4"ID, 1 1/2"OD, 3/8"drop

SR05

\$8.25 ea

ring drop
distance from pole to drapery top:



shown on 50SRB pole

batons

Catalog page 17



steel baton, specify finish, 3/8"Dia

SBTN	specify length up to 60"	\$66.00 ea
SBTN60	specify length over 60" up to 96"	\$99.00 ea



fiberglass baton, white only, 3/8"Dia






FBTN	specify length up to 48"	\$55.00 ea
-------------	--------------------------	------------













acrylic baton, clear only, 1/2"Dia

ABTN-36	available in 36"	\$49.50 ea
ABTN-48	available in 48"	\$55.00 ea

3/4" finials


Catalog page 21	Catalog page 21	Catalog page 19	Catalog page 19	Catalog page 21
				
14"L x 1 1/2"W, 1 3/8" base BIRD ►specify left or right (shown)	14"L x 10"W, 1 3/8" base BRANCH W LEAF ►specify left or right (shown)	7/8"L x 1 1/4"W EC4	5 1/8"L x 3 7/8"W, 1" base L651	7 1/2"L x 4 1/4"W, 1" base L848
\$166.10 ea	\$106.70 ea	\$53.90 ea	\$66.00 ea	\$80.30 ea

Catalog page 21	Catalog page 21	Catalog page 19	Catalog page 19	Catalog page 21
				
12 1/2"L x 7"W, 1 3/8" base PB ►specify left or right (shown)	12 1/2"L x 7"W, 1 3/8" base PBN with needles ►specify left or right (shown)	1 3/4"L x 1 1/4"W, 1" base S93	1/2"L x 1 1/2"W, 1 1/3" base SEC-125	3 1/2"L x 6 3/4"W, 1 3/8" base SF19
\$106.70 ea	\$113.30 ea	\$60.50 ea	\$47.30 ea	\$73.70 ea






Catalog page 19	Catalog page 19	Catalog page 20	Catalog page 20	Catalog page 19
				
1 1/4"L x 1 1/4"W SF36	2"L x 2 3/8"W, 1 1/4"Sq base SF133	2"L x 2"W, 1 3/8" base SF135	3"L x 2 3/4"W SF158B7	2 3/4"L x 1 3/8"W, 1 1/4"Sq base SF201
\$53.90 ea	\$80.30 ea	\$60.50 ea	\$66.00 ea	\$73.70 ea



Catalog page 19	Catalog page 20	Catalog page 19
		
1 5/8"L x 1 3/8"W SF202A	3 1/4"L x 3"W, 1 3/8" base SF236	3/4"L x 2 1/4"W (1 3/8"Sq), 1" base TFCS034110
\$53.90 ea	\$86.90 ea	\$60.50 ea

Scan QR codes by each finial to download the **PRODUCT TEAR SHEET** with dimensions & information!




3/4" finials *40% OFF SRP! While Supplies Last. Prices shown reflect 40% off.

Catalog page 20	Catalog page 20	Catalog page 19	Catalog page 19	Catalog page 19
				
4"L x 2"W, 1 3/4" base K657	5 3/4"L x 3 3/4"W, 1 1/2" base L885875	3 3/8"L x 2 3/8"W, 1 3/8" base SF-1	2 1/4"L x 1 3/8"W, 1 1/4" base SF3	3 1/2"L x 2 1/2"W, 1 3/4" base SF69
\$36.30 ea	\$36.30 ea	\$40.15 ea	\$36.30 ea	\$44.00 ea

Catalog page 19	Catalog page 19
	
3 3/8"L x 2"W, 1 3/4" base SF180	2"L x 2"W SF202B
\$40.15 ea	\$33.00 ea

3/4" steel

3/4" standard brackets




Catalog page 22

adjustable steel bracket, single

3 1/2" -5" return,
1"W x 3 3/8"L backplate

BKT075-100

\$39.60 ea




Catalog page 22

steel bracket, single

2" return,
3/4"W x 2 1/2"L backplate

L125100

\$33.00 ea



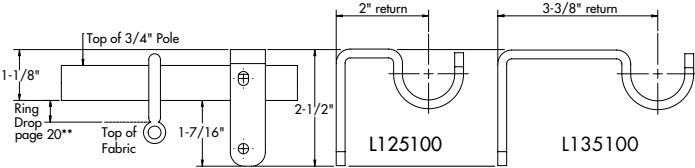
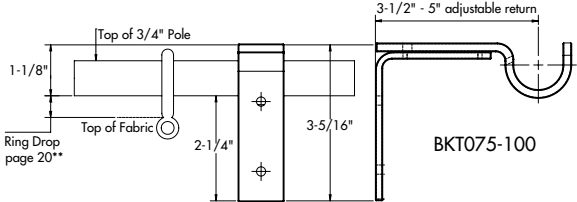
Catalog page 22


steel bracket, single

3 3/8" return,
3/4"W x 2 1/2"L backplate

L135100

\$33.00 ea






Catalog page 22

steel bracket, single

3 1/2" return,
3/4"W x 3 3/4"L backplate

TFCS100LASBK

\$55.00 ea




Catalog page 22

steel bracket, single

6" return,
3/4"W x 3 3/4"L backplate

TFCS100LAS6BK

\$60.50 ea



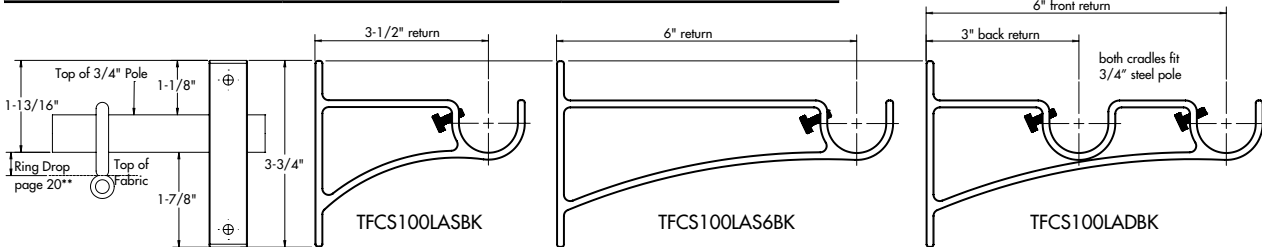
Catalog page 22


steel bracket, double

6" front and 3" back return,
3/4"W x 3 3/4"L backplate

TFCS100LADBK

\$66.00 ea






Catalog page 22

steel eyelet bracket, single

3 1/2" return, 1"W x 3 1/2"L
backplate, eyelet 1"ID

EB1 **

\$66.00 ea




Catalog page 22

steel eyelet bracket, single

6" return, 1"W x 3 1/2"L
backplate, eyelet 1"ID

EB2 **

\$73.70 ea




Catalog page 22

steel square bracket, single

2 1/2" return,
3/4"W x 2 5/8"L backplate

L125-SQ

\$47.30 ea



Catalog page 22

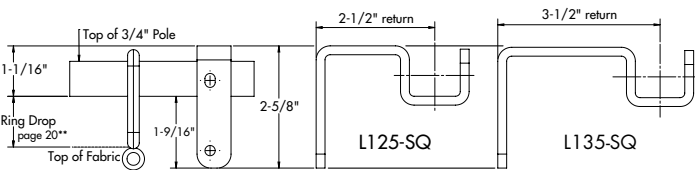
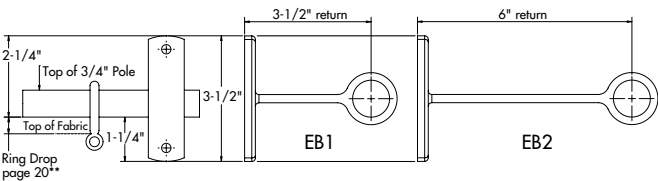
steel square bracket, single

3 1/2" return,
3/4"W x 2 5/8"L backplate

L135-SQ

\$47.30 ea


**Cannot customize.



Bracket return measured from wall to center of cradle.

3/4" standard brackets

Catalog page 22



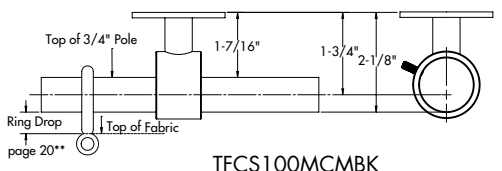
1" steel ceiling mount bracket

2"Dia ceiling plate, 2 1/4"H,
2 1/8" drop


TFCS100MCMBK

\$55.00 ea

drop is measured from ceiling to
bottom of pole



Catalog page 22

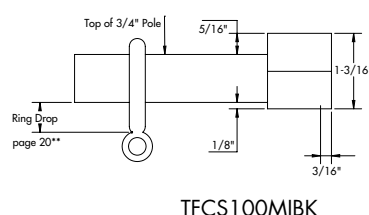


1" steel inside mount brackets

1 1/8"H, 1 3/8"W backplate,
3/4"Deep,
1/8" thick backplate per bracket

TFCS100MIBK

\$86.90 pair



Catalog page 22

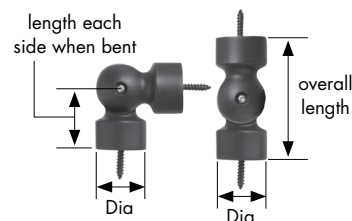


3/4" hinged elbow

7/8"Dia, 2 1/2" overall length,
1 3/8"L each side when bent


75ELB

\$60.50 ea



custom bypass brackets

Catalog page 22




custom steel bypass bracket,
single

3 1/2" return,
3/4"W backplate x 2 1/2" or 3"L
Use with 75RD (3/4") pole
and CR-SR75 c-ring.

SCB35

\$80.30 ea

Catalog page 22




custom steel bypass bracket,
single

6" return,
3/4"W backplate x 2 1/2" or 3"L
Use with 75RD (3/4") pole
and CR-SR75 c-ring.

SCB6

\$86.90 ea

Catalog page 22




custom steel bypass bracket,
single

custom return,
3/4"W backplate x 2 1/2" or 3"L
Use with 75RD (3/4") pole
and CR-SR75 c-ring.

SCBC

\$100.10 ea

Catalog page 22



custom steel bypass bracket,
double

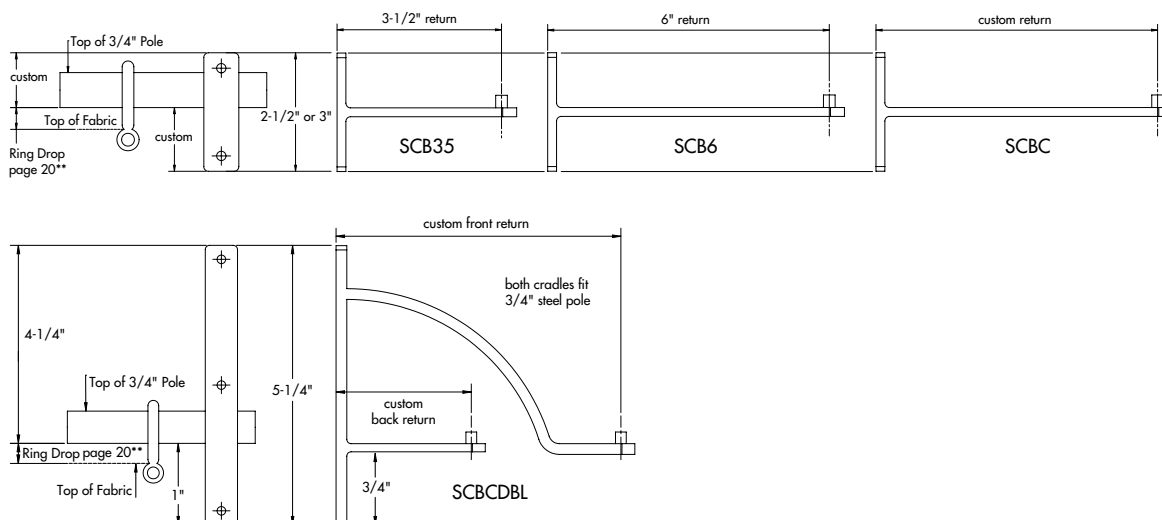
double custom return,
3/4"W backplate x 5 1/4"L
Use with 75RD (3/4") pole
and CR-SR75 c-ring.

SCBCDBL

\$133.10 ea

CAUTION: Bypass Brackets do not have full cradles. Standard Brackets must be installed at each end to secure pole.

► For custom steel bracket pricing, see page 46: TBKT (T-bracket), DBL1 (double rod bracket), BL4 (ceiling mount bracket), and FBKT (single bracket).



Bracket return measured from wall to center of cradle.

3/4" steel

3/4" diameter poles

Catalog page 24

All orders with poles will incur a \$10.00 net packaging fee per order.

Product Information

- Sold in 1 foot increments, 2 foot minimum
- Cut to specified length. Fall off will not be saved or shipped
- Connector screw available for joining two poles for no additional charge
- EZ glide tape included; no charge

Please Specify


- Item number
- Custom pole length
- Finish color
- Connector screw, if needed
- We recommend installing a support bracket at the connection*
- Options, if selected (see below)

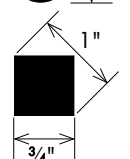
Item Number	2 FT	3 FT	4 FT	5 FT	6 FT	7 FT	8 FT	per FT
-------------	------	------	------	------	------	------	------	--------



round solid pole


Maximum continuous length: 192 inches (16')

 75RD	\$63.80	\$95.70	\$127.60	\$159.50	\$191.40	\$223.30	\$255.20	\$31.90
---	---------	---------	----------	----------	----------	----------	----------	---------





hammered solid square pole

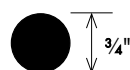
Maximum continuous length: 228 inches (19')

 SRH75	\$160.60	\$240.90	\$321.20	\$401.50	\$481.80	\$562.10	\$642.40	\$80.30
--	----------	----------	----------	----------	----------	----------	----------	---------

Options


 TFCFEE-SBR Bent return fee, see page 39	Minimum return 1 1/2" from wall to center of pole.	\$80.00 per return
 TFCFEE-SMR Mitered return fee, see page 39	Minimum return 1 1/2" from wall to center of pole.	\$80.00 per return
TFCFEE-SSB Soft bend fee, see page 45		\$80.00 per bend
TFCFEE-ARCH Arched rod fee, see page 50		\$600.00 per bend

3/4" diameter poles *40% OFF SRP! While Supplies Last. Prices shown reflect 40% off.






hammered solid round pole

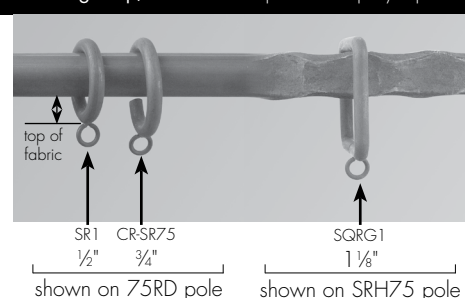
Maximum continuous length: 115 inches (9' 7")

 75HSRB	\$72.60	\$108.90	\$145.20	\$181.50	\$217.80	\$254.10	\$290.40	\$36.30
--	---------	----------	----------	----------	----------	----------	----------	---------

3/4" rings




Catalog page 23	Catalog page 23	Catalog page 23
		
smooth steel ring 1"ID, 1 1/2"OD	smooth square steel ring 1 1/4"ID, 2 1/8"OD	smooth steel c-ring 1 1/4"ID, 1 3/4"OD
SR1	SQRG1	CR-SR75
\$9.35 ea	\$13.75 ea	\$9.35 ea

ring drop/distance from pole to drapery top:



























































batons

















Catalog page 24

		
steel baton, specify finish, 3/8"Dia		
SBTN	specify length up to 60"	\$66.00 ea
SBTN60	specify length over 60" up to 96"	\$99.00 ea
		
fiberglass baton, white only, 3/8"Dia		
FBTN	specify length up to 48"	\$55.00 ea
		
acrylic baton, clear only, 1/2"Dia		
ABTN-36	available in 36"	\$49.50 ea
ABTN-48	available in 48"	\$55.00 ea

EZ glide tape


1/2"W
Included with pole order. Allows rings and grommets to slide effortlessly across the drapery rod without damaging the finish.
no charge

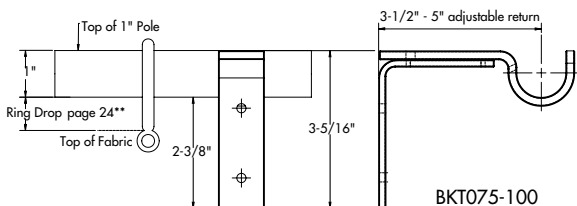
1" finials				
  Catalog page 27	  Catalog page 28	  Catalog page 28	  Catalog page 26	  Catalog page 27
3½"L x 2¾"W, 1¾" base 4519C	14"L x 11½"W, 1¾" base BIRD ►specify left or right (shown)	14"L x 10"W, 1¾" base BRANCH W LEAF ►specify left or right (shown)	1½"L x 2½"W, 2" base EC135	5½"L x 3¾"W, 1" base L651
\$73.70 ea	\$166.10 ea	\$106.70 ea	\$60.50 ea	\$66.00 ea
  Catalog page 27	  Catalog page 27	  Catalog page 27	  Catalog page 28	  Catalog page 28
7½"L x 4¼"W, 1" base L848	2"L x 2"W L9328	2¾"L x 2"W, 1¾" base L9328B	12½"L x 7"W, 1¾" base PB ►specify left or right (shown)	12½"L x 7"W, 1¾" base PBN with needles ►specify left or right (shown)
\$80.30 ea	\$66.00 ea	\$73.70 ea	\$106.70 ea	\$113.30 ea
  Catalog page 26	  Catalog page 28	  Catalog page 27	  Catalog page 27	  Catalog page 27
¼"L x 1½"W, 1½" base SEC-125	3½"L x 6¾"W, 1¾" base SF19	3"L x 2½"W, 1¾" base SF45	2"L x 2¾"W, 1¼"Sq base SF133	2"L x 2"W, 1¾" base SF135
\$47.30 ea	\$73.70 ea	\$80.30 ea	\$80.30 ea	\$60.50 ea
  Catalog page 27	  Catalog page 26	  Catalog page 26	  Catalog page 26	  Catalog page 27
3"L x 2¾"W SF158B7	2¾"L x 1¾"W, 1¼"Sq base SF201	1¾"L x 1¾"W SF202A	2½"L x 2"W, 1¾" base SF230	3¼"L x 3"W, 1¾" base SF236
\$66.00 ea	\$73.70 ea	\$53.90 ea	\$66.00 ea	\$86.90 ea
  Catalog page 26	  Catalog page 26	  Catalog page 26	  Catalog page 26	  Catalog page 26
¼"L x 1½"W, 1½"Sq base SQEC	1½"L x 3¾"W (2¾"Sq), 1¾" base TFCS114110	1"L x 2½"W (1¾"Sq), 1¾" sq base TFCS114111	1¾"L x 2¾"W, 1¾" base TFCS114120	2¾"L x 2¾"W, 1¾" base, glass TFCS114170
\$47.30 ea	\$86.90 ea	\$73.70 ea	\$93.50 ea	\$126.50 ea
  Catalog page 26	  Catalog page 26	<div> <p>Scan QR codes by each finial to download the</p> <p>PRODUCT TEAR SHEET</p> <p>with dimensions & information!</p>  </div>		
3¾"L x 2½"W, 1¾" base, glass TFCS114171	1¾"L x 2¼"W, 1¾" base TFCS114190			
\$100.10 ea	\$73.70 ea			


1" finials *40% OFF SRP! While Supplies Last. Prices shown reflect 40% off.				
  Catalog page 27	  Catalog page 27	  Catalog page 27	  Catalog page 26	  Catalog page 27
4"L x 2"W, 1¾" base K657	5½"L x 3¾"W, 1½" sq base L885875	3¾"L x 2¾"W, 1¾" base SF-1	3½"L x 2½"W, 1¾" base SF69	4¼"L x 4¼"W, 2" base SF132
\$36.30 ea	\$36.30 ea	\$40.15 ea	\$44.00 ea	\$47.30 ea
  Catalog page 26	  Catalog page 26	  Catalog page 26		
3¾"L x 2"W, 1¾" base SF180	2"L x 2"W SF202B	2½"L x 1¾"W, 1¾" base SF237		
\$40.15 ea	\$33.00 ea	\$36.30 ea		


1" steel

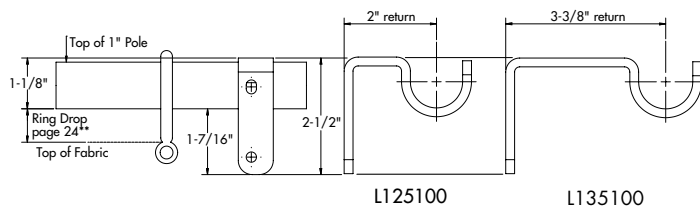
1" standard brackets





Catalog page 29
adjustable steel bracket, single
3 1/2" - 5" return, 1"W x 3 3/8"L backplate
BKT075-100
\$39.60 ea

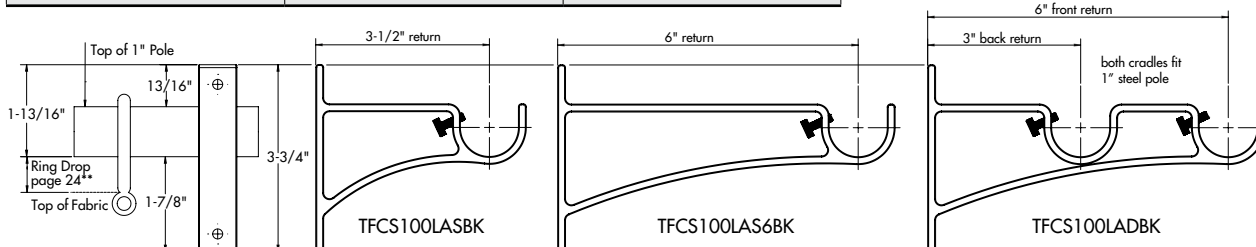





Catalog page 29
steel bracket, single
2" return, 3/4"W x 2 1/2"L backplate
L125100
\$33.00 ea




Catalog page 29
steel bracket, single
3 3/8" return, 3/4"W x 2 1/2"L backplate
L135100
\$33.00 ea



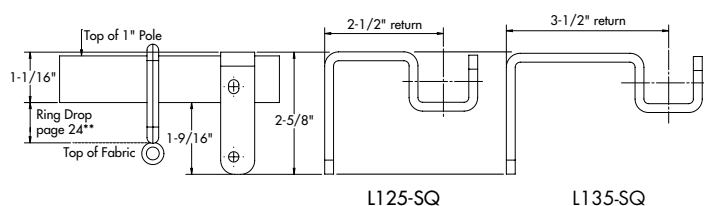
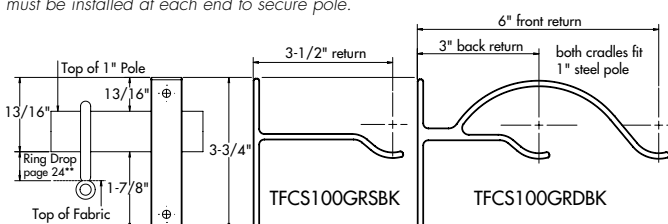
		
Catalog page 29	Catalog page 29	Catalog page 29
steel bracket, single	steel bracket, single	steel bracket, double
3 1/2" return, 3/4"W x 3 3/4"L backplate	6" return, 3/4"W x 3 3/4"L backplate	6" front and 3" back return, 3/4"W x 3 3/4"L backplate
TFCS100LASBK	TFCS100LAS6BK	TFCS100LADBK
\$55.00 ea	\$60.50 ea	\$66.00 ea



	
Catalog page 29	Catalog page 29
steel bypass bracket, single	steel bypass bracket, double
3 1/2" return, 3/4"W x 3 3/4"L backplate, use with RR100 pole and TFCS100SCRI c-ring	6" front and 3" back return, 3/4"W x 3 3/4"L backplate, use with RR100 pole and TFCS100SCRI c-ring
TFCS100GRSBK	TFCS100GRDBK
\$55.00 ea	\$66.00 ea




	
Catalog page 29	Catalog page 29
steel square bracket, single	steel square bracket, single
2 1/2" return, 3/4"W x 2 5/8"L backplate	3 1/2" return, 3/4"W x 2 5/8"L backplate
L125-SQ	L135-SQ
\$47.30 ea	\$47.30 ea

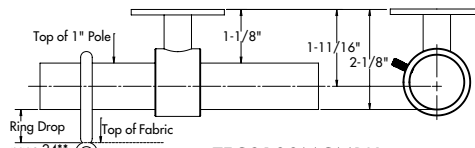
CAUTION: Bypass Brackets do not have full cradles. Standard Brackets must be installed at each end to secure pole.



Bracket return measured from wall to center of cradle.

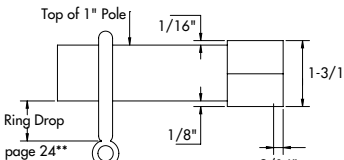
1" standard brackets

<p>Catalog page 29</p>  <p>1" steel ceiling mount bracket</p> <p>2"Dia ceiling plate, 2 1/4"H, 2 1/8" drop</p> <p>TFCS100MCMBK</p> <p>\$55.00 ea</p>	<p>Catalog page 29</p>  <p>1" steel inside mount brackets</p> <p>1 1/8"H, 1 3/8"W backplate, 3/4"Deep, 1/8" thick backplate per bracket</p> <p>TFCS100MIBK</p> <p>\$86.90 pair</p>			<p>Catalog page 29</p>  <p>1" hinged elbow</p> <p>1 1/8"Dia, 3 1/4" overall length, 2 1/8" each side when bent</p> <p>TFCR100REL</p> <p>\$47.30 ea</p>
---	---	--	--	---

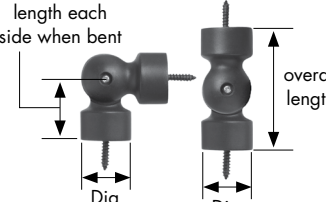


drop is measured from ceiling to bottom of pole





TFCS100MCMBK



TFCS100MIBK

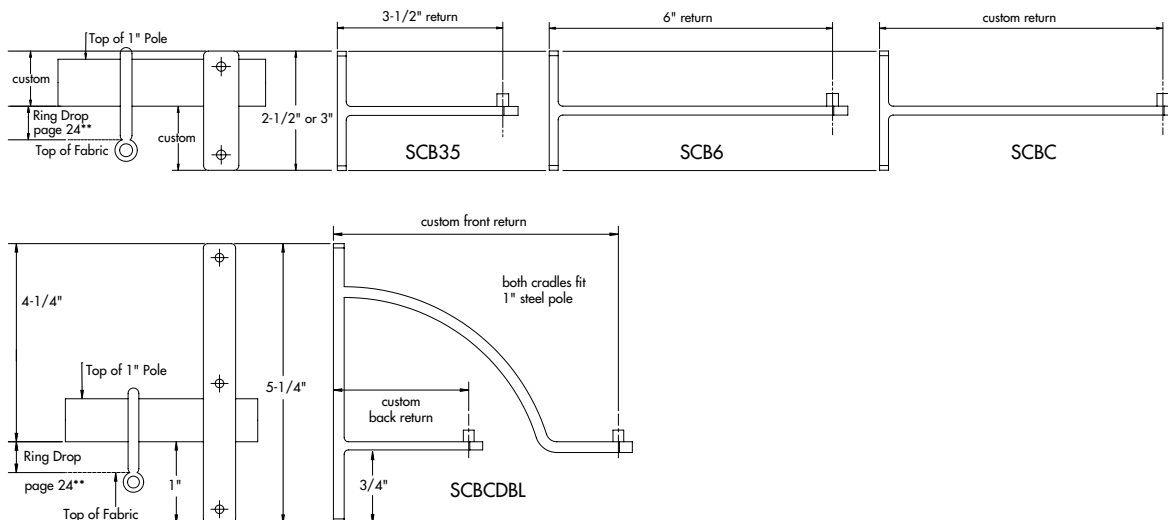


custom bypass brackets

<p>Catalog page 29</p>  <p>custom steel bypass bracket, single</p> <p>3 1/2" return, 3/4"W backplate x 2 1/2" or 3"L Use with RR100 (1") pole and CR-SR3 c-ring.</p> <p>SCB35</p> <p>\$80.30 ea</p>	<p>Catalog page 29</p>  <p>custom steel bypass bracket, single</p> <p>6" return, 3/4"W backplate x 2 1/2" or 3"L Use with RR100 (1") pole and CR-SR3 c-ring.</p> <p>SCB6</p> <p>\$86.90 ea</p>	<p>Catalog page 29</p>  <p>custom steel bypass bracket, single</p> <p>custom return, 3/4"W backplate x 2 1/2" or 3"L Use with RR100 (1") pole and CR-SR3 c-ring.</p> <p>SCBC</p> <p>\$100.10 ea</p>	<p>Catalog page 29</p>  <p>custom steel bypass bracket, double</p> <p>double custom return, 3/4"W backplate x 5 1/4"L Use with RR100 (1") pole and CR-SR3 c-ring.</p> <p>SCBCDBL</p> <p>\$133.10 ea</p>
---	--	---	---

CAUTION: Bypass Brackets do not have full cradles. Standard Brackets must be installed at each end to secure pole.

► For custom steel bracket pricing, see page 46: TBKT (T-bracket), DBL1 (double rod bracket), BL4 (ceiling mount bracket), and FBKT (single bracket).



Bracket return measured from wall to center of cradle.

1" steel

1" diameter poles

Catalog page 31

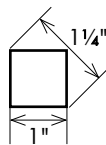
All orders with poles will incur a \$10.00 net packaging fee per order.

Product Information

- Sold in 1 foot increments, 2 foot minimum
- Cut to specified length. Fall off will not be saved or shipped
- Connector screw available for joining two poles for no additional charge
- EZ glide tape included; no charge

Please Specify

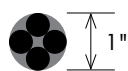
- Item number
- Custom pole length
- Finish color
- Connector screw, if needed
- We recommend installing a support bracket at the connection
- Options, if selected (see below)



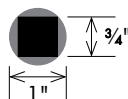
Item Number	2 FT	3 FT	4 FT	5 FT	6 FT	7 FT	8 FT	per FT
square tube Maximum continuous length: 288 inches (24') Use with L125-SQ or L135-SQ brackets and SQRG1 rings.								
1SQ	\$55.00	\$82.50	\$110.00	\$137.50	\$165.00	\$192.50	\$220.00	\$27.50



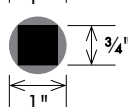
round tube Maximum continuous length: 192 inches (16')								
RR100	\$48.40	\$72.60	\$96.80	\$121.00	\$145.20	\$169.40	\$193.60	\$24.20



solid rope twist pole Maximum continuous length: 228 inches (19')								
SRT1	\$132.00	\$198.00	\$264.00	\$330.00	\$396.00	\$462.00	\$528.00	\$66.00



single twist solid pole Maximum continuous length: 228 inches (19')								
ST2	\$92.40	\$138.60	\$184.80	\$231.00	\$277.20	\$323.40	\$369.60	\$46.20

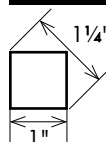


double twist solid pole Maximum continuous length: 228 inches (19')								
ST3	\$105.60	\$158.40	\$211.20	\$264.00	\$316.80	\$369.60	\$422.40	\$52.80

Options

TFCFEE-SBR Bent return fee, see page 39	Minimum return determined by ring selection.	\$80.00 per return
TFCFEE-SMR Mitered return fee, see page 39	Minimum return determined by ring selection.	\$80.00 per return
TFCFEE-ARCH Arched rod fee, see page 50		\$600.00 per bend

1" diameter poles ***40% OFF SRP! While Supplies Last. Prices shown reflect 40% off.**

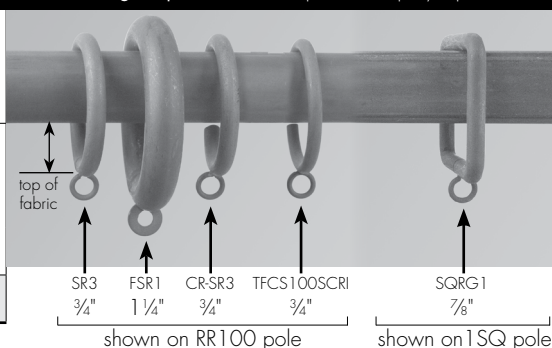


square hammered tube Maximum continuous length: 228 inches (19') Use with L125-SQ or L135-SQ brackets and SQRG1 rings.								
SHT1	\$34.10	\$51.15	\$68.20	\$85.25	\$102.30	\$119.35	\$136.40	\$17.05

1" rings

ring drop/distance from pole to drapery top:




Catalog page 30	Catalog page 30
smooth steel ring 1 1/2"ID, 2"OD	smooth square steel ring 1 3/8"ID, 2 1/8"OD Use with L125-SQ or L135-SQ brackets and 1SQ or SHT1 pole
SR3	SQRG1
\$11.00 ea	\$13.75 ea





Catalog page 30	Catalog page 30
smooth steel c-ring 1 1/2"ID, 2"OD Use with RR100 pole and SCB35, SCB6, SCBC or SCBCDBL bypass brackets	smooth steel c-ring 1 3/8"ID, 2"OD Use with RR100 pole and TFC100GRSBK or TFC100GRDBK bypass brackets
CR-SR3	TFC100SCRI
\$11.00 ea	\$11.00 ea

1" rings ***40% OFF SRP! While Supplies Last. Prices shown reflect 40% off.**


Catalog page 30
smooth heavy steel ring 1 3/4"ID, 2 3/4"OD
FSR1
\$12.10 ea

batons			Catalog page 31
			
steel baton, specify finish, 3/8"Dia			
SBTN	specify length up to 60"	\$66.00 ea	
SBTN60	specify length over 60" up to 96"	\$99.00 ea	
			
fiberglass baton, white only, 3/8"Dia			
FBTN	specify length up to 48"	\$55.00 ea	
			
acrylic baton, clear only, 1/2"Dia			
ABTN-36	available in 36"	\$49.50 ea	
ABTN-48	available in 48"	\$55.00 ea	

EZ glide tape	
	
1/2"W	
Included with pole order. Allows rings and grommets to slide effortlessly across the drapery rod without damaging the finish.	
no charge	

1" metal band for rosettes	
attaches any rosette to the front of a 1" pole; rosettes sold separately	
<div> <div>front view</div> <div>Catalog page 31</div> <div>side view</div> </div> 	
metal band for use on a 1" pole only; use with RR100 pole	
<div> <div>MB100</div> <div>\$26.95 ea</div> </div>	






Installation Tip:













Metal band slides onto pole and is locked in place with set screw. Set screw should be positioned in the front center of pole because it receives the rosette.






1 1/4" steel

1 1/4" finials




Catalog page 34	Catalog page 33	Catalog page 34	Catalog page 33	Catalog page 33
				
3 1/2"L x 2 3/4"W, 2" base	1 1/4"L x 2 1/2"W, 2" base	2"L x 2"W	1"L x 1 7/8"W	1/4"L x 2"W x 2" base
4519C	EC135	L9328	RF4	SEC-2
\$73.70 ea	\$60.50 ea	\$66.00 ea	\$47.30 ea	\$53.90 ea





Catalog page 33	Catalog page 34	Catalog page 35	Catalog page 34	Catalog page 34
				
1/4"L x 1 1/2"W, 1 1/2" base	3 1/2"L x 2 1/2"W, 2" base	3 1/2"L x 6 3/4"W, 1 1/2" base	3"L x 2 1/2"W, 1 1/2" base	2 1/2"L x 2 1/2"W, 2" base
SEC-125	SF-4	SF19	SF45	SF63
\$47.30 ea	\$93.50 ea	\$73.70 ea	\$80.30 ea	\$80.30 ea

Catalog page 34	Catalog page 34	Catalog page 35	Catalog page 34	Catalog page 33
				
4"L x 2 1/4"W, 2" base	2"L x 2 3/4"W, 1 1/4"Sq base	3"L x 2 3/4"W	2 1/4"L x 2"W, 1 1/2" base	1 1/2"L x 3 3/4"W (2 3/4"Sq), 1 1/2" base
SF131	SF133	SF158B7	SF230	TFCS114110
\$66.00 ea	\$80.30 ea	\$66.00 ea	\$66.00 ea	\$86.90 ea

Catalog page 33	Catalog page 33	Catalog page 33	Catalog page 33	Catalog page 33
				
1"L x 2 1/2"W (1 1/2"Sq), 1 1/2" sq base	1 1/2"L x 2 1/2"W, 1 3/4" base	2 7/8"L x 2 3/4"W, 1 1/2" base, glass	3 3/8"L x 2 1/2"W, 1 1/2" base, glass	1 1/2"L x 2 1/4"W, 1 1/2" base
TFCS114111	TFCS114120	TFCS114170	TFCS114171	TFCS114190
\$73.70 ea	\$93.50 ea	\$126.50 ea	\$100.10 ea	\$73.70 ea

1 1/4" finials *40% OFF SRP! While Supplies Last. Prices shown reflect 40% off.

Catalog page 35	Catalog page 35	Catalog page 35	Catalog page 35	Catalog page 35
				
3 3/8"L x 2"W, 2" base	4"L x 2"W, 1 3/4" base	5"L x 4 1/2"W	5 1/4"L x 3"W, 2" base	4 1/4"L x 7"W x 2" base
14R704	K657	LS385	SF70	SF96
\$36.30 ea	\$36.30 ea	\$58.30 ea	\$54.45 ea	\$58.30 ea

Catalog page 35	Catalog page 35	Catalog page 34	Catalog page 34
			
4 1/4"L x 4 3/4"W, 2" base	4"L x 2 1/4"W x 2" base	2 1/2"L x 1 1/2"W, 1 1/2" base	4"L x 3 1/8"W, 2" base
SF132	SF138	SF237	SSA
\$47.30 ea	\$54.45 ea	\$36.30 ea	\$54.45 ea

Scan QR codes by each finial to download the Product Tear Sheet!



1 1/4" standard brackets

Catalog page 36




adjustable steel bracket, single

3 1/2"-5" return,
1"W x 3 3/4"L backplate

BKT118-138

\$53.90 ea

Catalog page 36




steel bracket, single

3 1/2" return,
3/4"W x 3 3/4"L backplate

L235

\$66.00 ea

Catalog page 36

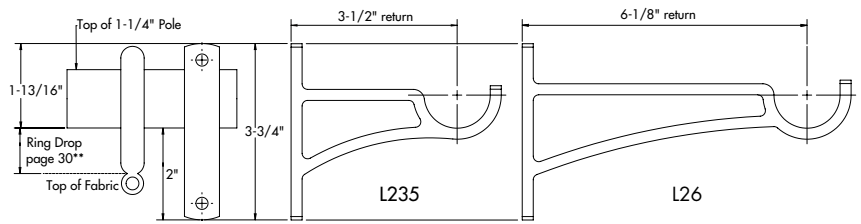
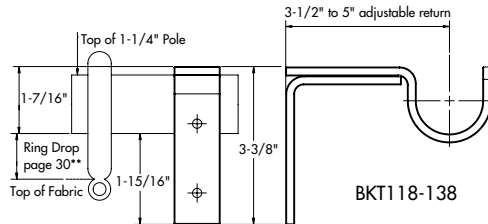


steel bracket, single

6 1/8" return,
3/4"W x 3 3/4"L backplate

L26

\$73.70 ea



Catalog page 36



steel bracket, single

2 1/2" return,
3/4"W x 1 7/8"L backplate

L125

\$33.00 ea

Catalog page 36



steel bracket, single

3 3/4" return,
3/4"W x 2 1/2"L backplate

L135

\$33.00 ea

Catalog page 36

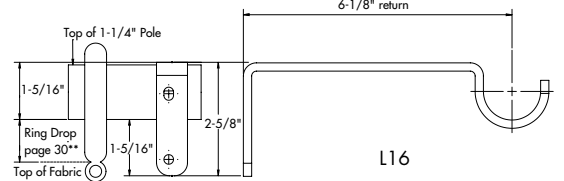
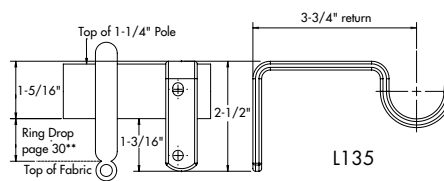
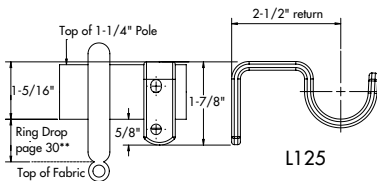


steel bracket, single

6 1/8" return,
3/4"W x 2 5/8"L backplate

L16

\$39.60 ea



Catalog page 36



steel bracket, single

3 5/8" return,
2 1/2"W x 1 1/2"L backplate

CSL135**

\$60.50 ea

Catalog page 36



steel bracket, single

6" return,
2 1/2"W x 1 1/2"L backplate

CSL16**

\$73.70 ea

**Cannot customize.

**Cannot customize.

1 1/4" standard brackets

***40% OFF SRP! While Supplies Last. Prices shown reflect 40% off.**

Catalog page 36



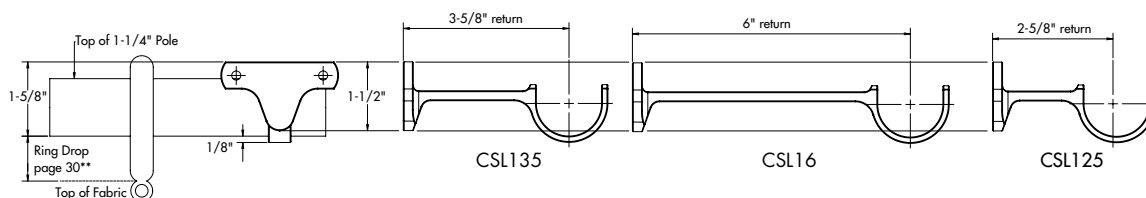
steel bracket, single

2 5/8" return,
2 1/2"W x 1 1/2"L backplate

CSL125**

\$33.00 ea



**Cannot customize.



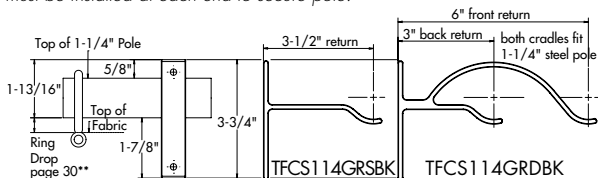
Bracket return measured from wall to center of cradle.



1 1/4" steel

1 1/4" standard brackets

	
steel bypass bracket, single	steel bypass bracket, double
3 1/2" return, 3/4"W x 3 3/4"L backplate, use with RR125 pole and TFCS114MCRI c-ring	6" front and 3" back return, 3/4"W x 3 3/4"L backplate, use with RR125 pole and TFCS114MCRI c-ring
TFCS114GRSBK	TFCS114GRDBK
\$55.00 ea	\$66.00 ea

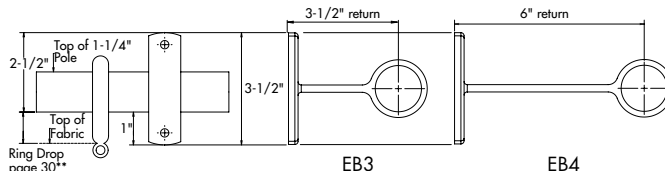
CAUTION: Bypass Brackets do not have full cradles. Standard Brackets must be installed at each end to secure pole.




	
steel eyelet bracket, single	steel eyelet bracket, single
3 1/2" return, 1"W x 3 1/2"L backplate, eyelet 1 1/2"ID	6" return, 1"W x 3 1/2"L backplate, eyelet 1 1/2"ID
EB3**	EB4**
\$66.00 ea	\$73.70 ea

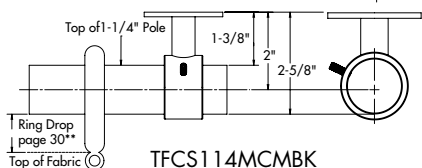
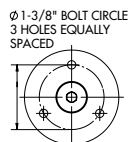
** Cannot customize.


** Cannot customize.

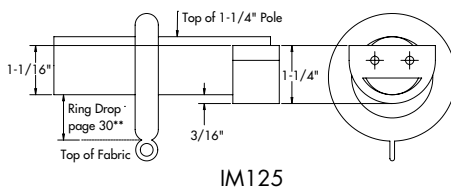




1 1/4" steel ceiling mount bracket
2"Dia ceiling plate, 2 3/4"H, 2 5/8" drop
TFCS114MCMBK
\$60.50 ea

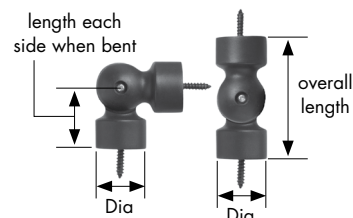
drop is measured from ceiling to bottom of pole








1 1/4" steel inside mount brackets
1 1/8"H x 1 1/2"W backplate, 3/4"Deep, 1/8" thick backplate per bracket
IM125
\$86.90 pair




1 1/4" hinged elbow
1 3/8"Dia, 3 3/8" overall length, 2 1/2"L each side when bent
TFCR114REL
\$53.90 ea

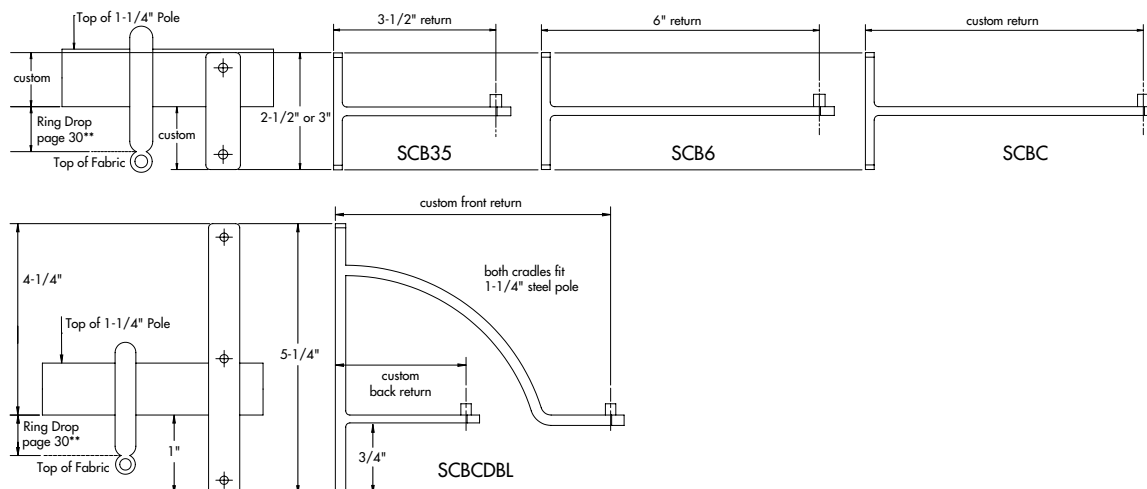


custom bypass brackets

Catalog page 36	Catalog page 36	Catalog page 36	Catalog page 36
			
custom steel bypass bracket, single	custom steel bypass bracket, single	custom steel bypass bracket, single	custom steel bypass bracket, double
3 1/2" return, 3/4"W x 2 1/2" or 3"L backplate Use with RR125 (1 1/4") or RD125 (1 1/4") poles and CR-SR3 or CR-SR7 c-ring.	6" return, 3/4"W x 2 1/2" or 3"L backplate Use with RR125 (1 1/4") or RD125 (1 1/4") poles and CR-SR3 or CR-SR7 c-ring.	custom return, 3/4"W x 2 1/2" or 3"L backplate Use with RR125 (1 1/4") or RD125 (1 1/4") poles and CR-SR3 or CR-SR7 c-ring.	double custom return, 3/4"W x 5 1/4"L backplate Use with RR125 (1 1/4") or RD125 (1 1/4") poles and CR-SR3 or CR-SR7 c-ring.
SCB35	SCB6	SCBC	SCBCDBL
\$80.30 ea	\$86.90 ea	\$100.10 ea	\$133.10 ea

CAUTION: Bypass Brackets do not have full cradles. Standard Brackets must be installed at each end to secure pole.

► For custom steel bracket pricing, see page 46: TBKT (T-bracket), DBL1 (double rod bracket), BL4 (ceiling mount bracket), and FBKT (single bracket).



1 1/4" diameter poles

Catalog page 38


All orders with poles will incur a \$10.00 net packaging fee per order.


Product Information


- Sold in 1 foot increments, 2 foot minimum
- Cut to specified length. Fall off will not be saved or shipped
- Connector screw available for joining two poles for no additional charge
- EZ glide tape included; no charge


Please Specify

- Item number
- Custom pole length
- Finish color
- Connector screw, if needed
- We recommend installing a support bracket at the connection
- Options, if selected (see below)





Item Number	2 FT	3 FT	4 FT	5 FT	6 FT	7 FT	8 FT	per FT
round tube Maximum continuous length: 192 inches (16')								
 RR125	\$55.00	\$82.50	\$110.00	\$137.50	\$165.00	\$192.50	\$220.00	\$27.50




round, heavy walled tube Maximum continuous length: 252 inches (21')								
 RD125	\$66.00	\$99.00	\$132.00	\$165.00	\$198.00	\$231.00	\$264.00	\$33.00

Options



 TFCFEE-SBR Bent return fee, see page 39	Minimum return determined by ring selection.	\$80.00 per return
 TFCFEE-SMR Mitered return fee, see page 39	Minimum return determined by ring selection.	\$80.00 per return
TFCFEE-ARCH Arched rod fee, see page 50		\$600.00 per bend

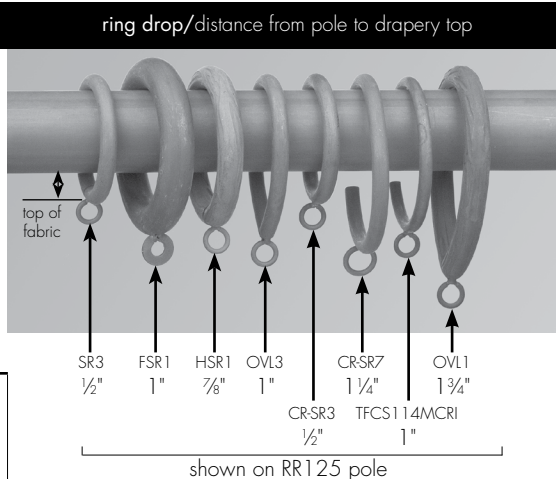
1 1/4" diameter poles ***40% OFF SRP! While Supplies Last. Prices shown reflect 40% off.**




solid rope pole Maximum continuous length: 228 inches (19'). Use ring with minimum 1 3/4" ID								
 SRT2	\$102.30	\$153.45	\$204.60	\$255.75	\$306.90	\$358.05	\$409.20	\$51.15

1 1/4" steel

1 1/4" rings

Catalog page 37	Catalog page 37
	
smooth steel ring 1 1/2"ID, 2"OD	smooth oval steel ring 1 1/2"ID, 2"OD, 2 1/2"L
SR3	OVL3
\$11.00 ea	\$13.75 ea






Catalog page 37	Catalog page 37	Catalog page 37
		 use with bypass brackets
smooth steel c-ring 1 1/2"ID x 2"OD use with RD125 pole and SCB35, SCB6, SCBC or SCBCDBL bypass brackets	smooth steel c-ring 2 1/4"ID, 2 3/4"OD use with RR125 pole and SCB35, SCB6, SCBC or SCBCDBL bypass brackets	smooth steel c-ring 2"ID, 2 1/2"OD use with RR125 pole and TFCS114GRSBK or TFCS114GRDBK bypass brackets
CR-SR3	CR-SR7	TFCS114MCRI
\$11.00 ea	\$12.10 ea	\$11.00 ea

1 1/4" rings *40% OFF SRP! While Supplies Last. Prices shown reflect 40% off.


Catalog page 37	Catalog page 37	Catalog page 37
		
smooth heavy steel ring 1 3/4"ID, 2 3/4"OD	hammered steel ring 1 3/4"ID, 2 1/2"OD	hammered oval steel ring 1 3/4"ID, 2 1/2"OD, 3 1/4"L
FSR1	HSR1	OVL1
\$12.10 ea	\$12.10 ea	\$10.45 ea

batons

Catalog page 38





		
steel baton, specify finish, 3/8"Dia		
SBTN	specify length up to 60"	\$66.00 ea
SBTN60	specify length over 60" up to 96"	\$99.00 ea
		
fiberglass baton, white only, 3/8"Dia		
FBTN	specify length up to 48"	\$55.00 ea
		
acrylic baton, clear only, 1/2"Dia		
ABTN-36	available in 36"	\$49.50 ea
ABTN-48	available in 48"	\$55.00 ea



EZ glide tape


1/2"W
Included with pole order. Allows rings and grommets to slide effortlessly across the drapery rod without damaging the finish.
no charge


1 1/2"-1 3/4" finials

Catalog page 41	Catalog page 40	Catalog page 40	Catalog page 41	Catalog page 41
				
3 3/4"L x 3 7/8"W, 1 3/8" base	1/3"L x 2"W, 2" base	1 1/3"L x 2 1/2"W, 2 3/8" base	6 3/8"L x 3 7/8"W, 2 3/8" base	8 3/4"L x 4 1/4"W, 2 3/8" base
1340HB	EC3	FC1	L651FC1	L848FC1
\$126.50 ea	\$86.90 ea	\$34.10 ea	\$100.10 ea	\$114.40 ea

Catalog page 40	Catalog page 40	Catalog page 40	Catalog page 40	Catalog page 41
				
1/4"L x 2"W, 2" base	3 1/8"L x 2 1/2"W, 2" base	2 1/2"L x 2 1/2"W, 2" base	3 1/2"L x 2 1/2"W, 2 1/8" base	5 1/8"L x 4 7/8"W, 2" base
SEC-2	SF-4	SF63	SF151	SF228
\$53.90 ea	\$93.50 ea	\$80.30 ea	\$100.10 ea	\$100.10 ea





Catalog page 40	Catalog page 40
	
4 3/4"L x 3 1/4"W, 2 1/4" base	2 1/4"L x 3"W, 2 1/4" base
TFCS134100	TFCS134190
\$113.30 ea	\$100.10 ea

Scan QR codes by each finial to download the
PRODUCT TEAR SHEET
with dimensions & information!



1 1/2"-1 3/4" finials *40% OFF SRP! While Supplies Last. Prices shown reflect 40% off.

Catalog page 41	Catalog page 41	Catalog page 41	Catalog page 41	Catalog page 41
				
5"L x 4 1/2"W	6 1/4"L x 4 1/2"W, 2 3/8" base	5 1/4"L x 3"W, 2" base	3 3/4"L x 3"W, 2 1/8" base	4 1/4"L x 7"W, 2" base
LS385	LS385FC1	SF70	SF90	SF96
\$58.30 ea	\$76.45 ea	\$54.45 ea	\$54.45 ea	\$58.30 ea

Catalog page 40	Catalog page 40	Catalog page 40	Catalog page 40
			
4"L x 2 1/4"W, 2" base	3 3/8"L x 2 3/4"W, 2 1/8" base	3 1/4"L x 2 1/2"W, 2 1/4" base	4 3/8"L x 2 3/4"W, 2 1/8" base
SF138	SF140	SF150	SF192
\$54.45 ea	\$54.45 ea	\$54.45 ea	\$54.45 ea

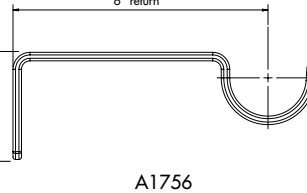
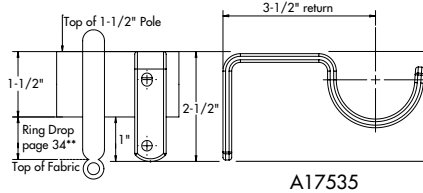
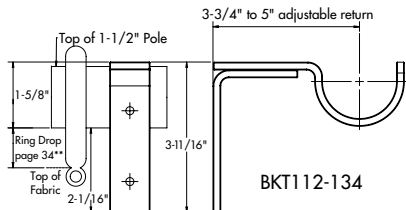
1 1/2"-1 3/4" steel


1 1/2"-1 3/4" standard brackets



Catalog page 42
adjustable steel bracket, single
3 3/4"-5" return, 1"W x 3 1/16"L backplate
BKT112-134
\$47.30 ea


Catalog page 42
steel bracket, single
3 1/2" return, 3/4"W x 2 1/2"L backplate
A17535
\$39.60 ea


Catalog page 42
steel bracket, single
6" return, 3/4"W x 2 1/2"L backplate
A1756
\$47.30 ea

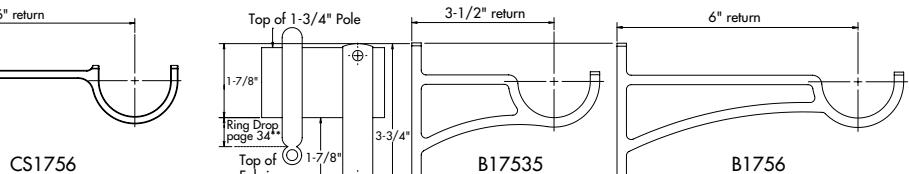
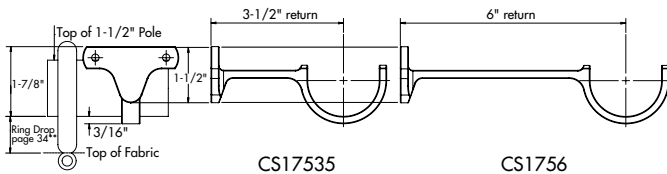




Catalog page 42
steel bracket, single
3 1/2" return, 2 1/2"W x 1 1/2"L backplate
CS17535**
\$66.00 ea



Catalog page 42
steel bracket, single
6" return, 2 1/2"W x 1 1/2"L backplate
CS1756**
\$73.70 ea

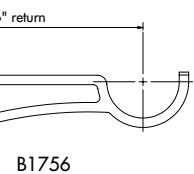
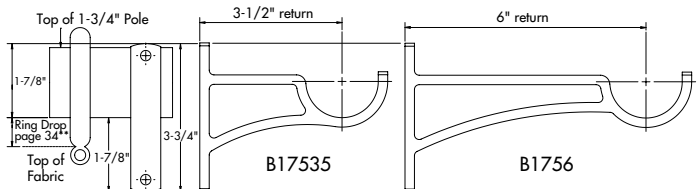
**Cannot customize.


**Cannot customize.





Catalog page 42
steel bracket, single
3 1/2" return, 3/4"W x 3 3/4"L backplate
B17535
\$73.70 ea


Catalog page 42
steel bracket, single
6" return, 3/4"W x 3 3/4"L backplate
B1756
\$80.30 ea

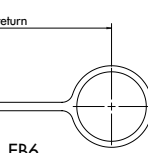
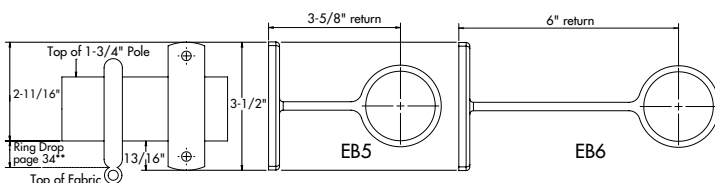



Catalog page 42
steel eyelet bracket, single
3 5/8" return, 1"W x 3 1/2"H backplate, eyelet 1 7/8"ID
EB5**
\$73.70 ea


Catalog page 42
steel eyelet bracket, single
6" return, 1"W x 3 1/2"H backplate, eyelet 1 7/8"ID
EB6**
\$80.30 ea



**Cannot customize.

**Cannot customize.

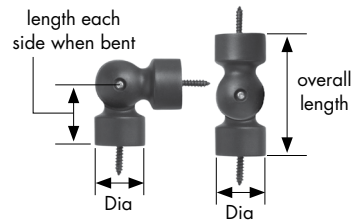
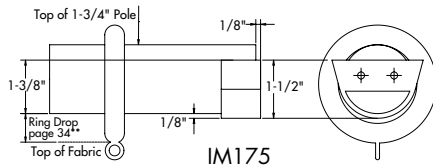


Bracket return measured from wall to center of cradle.





1 1/2"-1 3/4" standard brackets

<p>Catalog page 42</p>  <p>1 3/4" steel inside mount brackets</p> <p>1 1/2"H x 2 3/8"W backplate, 3/4"Deep, 1/8" thick backplate per bracket</p> <p>IM175</p> <p>\$106.70 pair</p>	<p>Catalog page 42</p>  <p>1 3/4" hinged elbow</p> <p>1 3/4"Dia, 3" overall length, 2 1/4"L each side when bent</p> <p>SELB</p> <p>\$66.00 ea</p>
---	--

drop is measured from ceiling to
bottom of pole

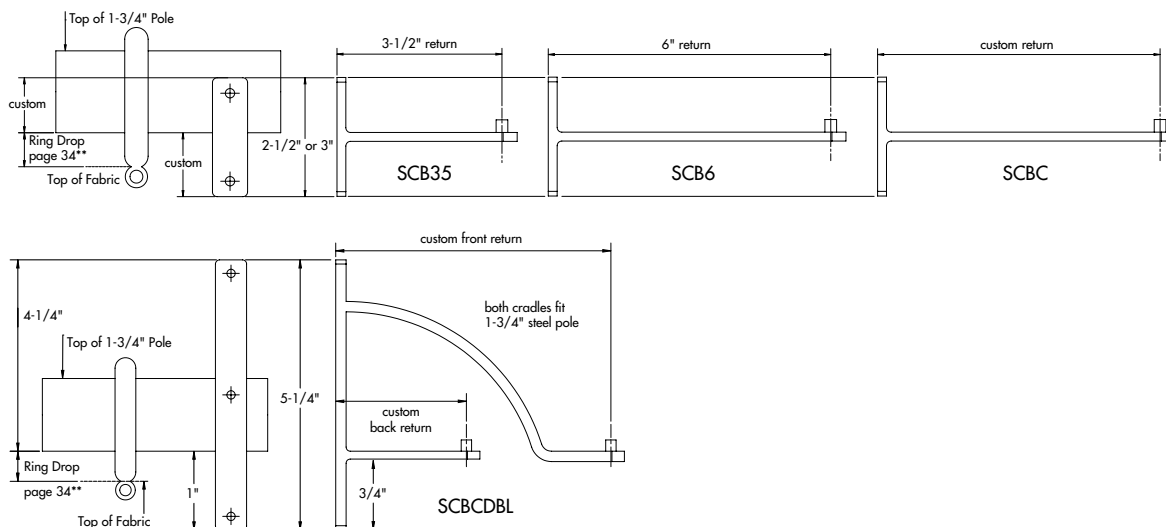


custom bypass brackets

<p>Catalog page 42</p>  <p>steel custom bypass bracket, single</p> <p>3 1/2" return, 3/4"W backplate x 2 1/2" or 3"L</p> <p>Use with RD175 or RR175 (1 3/4") poles and CR-SR12 c-ring.</p> <p>SCB35</p> <p>\$80.30 ea</p>	<p>Catalog page 42</p>  <p>steel custom bypass bracket, single</p> <p>6" return, 3/4"W backplate x 2 1/2" or 3"L</p> <p>Use with RD175 or RR175 (1 3/4") poles and CR-SR12 c-ring.</p> <p>SCB6</p> <p>\$86.90 ea</p>	<p>Catalog page 42</p>  <p>steel custom bypass bracket, single</p> <p>custom return, 3/4"W backplate x 2 1/2" or 3"L</p> <p>Use with RD175 or RR175 (1 3/4") poles and CR-SR12 c-ring.</p> <p>SCBC</p> <p>\$100.10 ea</p>	<p>Catalog page 42</p>  <p>steel custom bypass bracket, double</p> <p>double custom return, 3/4"W backplate x 5 1/4"L</p> <p>Use with RD175 or RR175 (1 3/4") poles and CR-SR12 c-ring.</p> <p>SCBCDBL</p> <p>\$133.10 ea</p>
---	--	---	---

CAUTION: Bypass Brackets do not have full cradles. Standard Brackets must be installed at each end to secure pole.

► For custom steel bracket pricing, see page 46: TBKT (T-bracket), DBL1 (double rod bracket), BL4 (ceiling mount bracket), and FBKT (single bracket).



Bracket return measured from wall to center of cradle.

1 1/2"-1 3/4" steel

1 1/2"-1 3/4" diameter poles

Catalog page 44

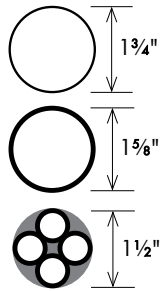
All orders with poles will incur a \$10.00 net packaging fee per order.

Product Information

- Sold in 1 foot increments, 2 foot minimum
- Cut to specified length. Fall off will not be saved or shipped
- Connector screw available for joining two poles for no additional charge
- EZ glide tape included; no charge

Please Specify

- Item number
 - Custom pole length
 - Finish color
 - Connector screw, if needed
- We recommend installing a support bracket at the connection
- Options, if selected (see below)



Item Number	2 FT	3 FT	4 FT	5 FT	6 FT	7 FT	8 FT	per FT
1 3/4" round tube Maximum continuous length: 192 inches (16')								
RR175	\$66.00	\$99.00	\$132.00	\$165.00	\$198.00	\$231.00	\$264.00	\$33.00
1 5/8" round tube, heavy walled Maximum continuous length: 288 inches (24')								
RD175	\$79.20	\$118.80	\$158.40	\$198.00	\$237.60	\$277.20	\$316.80	\$39.60
1 1/2" twisted tube Maximum continuous length: 216 inches (18') use with steel c-ring minimum 2"ID								
TRT	\$266.20	\$399.30	\$532.40	\$665.50	\$798.60	\$931.70	\$1,064.80	\$133.10

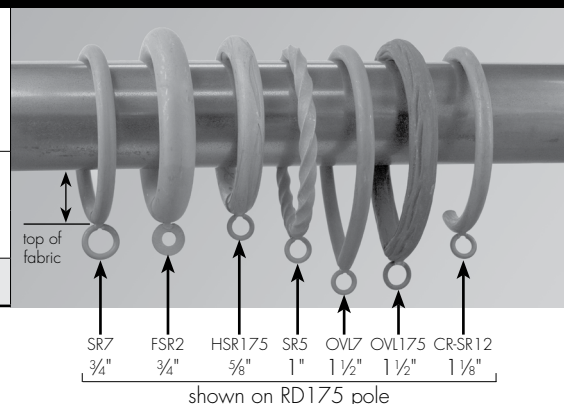
Options

TFCFEE-SBR Bent return fee, see page 39	Minimum return determined by ring selection.	\$80.00 per return
TFCFEE-SMR Mitered return fee, see page 39	Minimum return determined by ring selection.	\$80.00 per return
TFCFEE-ARCH Arched rod fee, see page 50		\$600.00 per bend

1 1/2"-1 3/4" rings

ring drop/distance from pole to drapery top:




Catalog page 43 	Catalog page 43 	Catalog page 43
smooth steel ring 2 1/4"ID, 2 3/4"OD	twisted steel ring 2 5/8"ID, 3"OD	smooth oval steel ring 2 1/4"ID, 2 3/4"OD, 3 1/2"L
SR7	SR5	OVL7
\$12.10 ea	\$12.10 ea	\$15.40 ea




Catalog page 43
smooth steel c-ring 2 5/8"ID, 3"OD, use with RR175 or RD175 poles and SCB35, SCB6, SCBC or SCBCDBL brackets
CR-SR12
\$12.10 ea

1 1/2"-1 3/4" rings *40% OFF SRP! While Supplies Last. Prices shown reflect 40% off.

Catalog page 43 	Catalog page 43 	Catalog page 43
smooth heavy steel ring 2"ID, 3"OD	hammered steel ring 2"ID, 2 3/4"OD	hammered oval steel ring 2"ID, 2 3/4"OD, 3 1/2"L
FSR2	HSR175	OVL175
\$12.65 ea	\$12.65 ea	\$11.00 ea

batons			Catalog page 44
			
steel baton, specify finish, 3/8"Dia			
SBTN	specify length up to 60"	\$66.00 ea	
SBTN60	specify length over 60" up to 96"	\$99.00 ea	
			
fiberglass baton, white only, 3/8"Dia			
FBTN	specify length up to 48"	\$55.00 ea	
			
acrylic baton, clear only, 1/2"Dia			
ABTN-36	available in 36"	\$49.50 ea	
ABTN-48	available in 48"	\$55.00 ea	

EZ glide tape	
	
1/2"W	
Included with pole order. Allows rings and grommets to slide effortlessly across the drapery rod without damaging the finish.	
no charge	

outdoor hardware

The Outdoor Hardware Collection includes steel finials, poles, brackets and rings.

Tested for outdoor use and guaranteed against:

- UV exposure
- Humidity
- Sea spray

5 Custom finishes available on all Outdoor Hardware products with protective high gloss, weather resistant topcoat.

- 450-OH Aluminum Gloss
- 440-OH Soft Gold Gloss
- 103-OH Satin Black Gloss
- 105-OH Bronze Gloss
- 270-OH Mahogany Rust Gloss



Note: Each order will include 2 oz. of finish and protective topcoat for periodic maintenance.

Items with welds are not covered under the Outdoor Hardware Limited Warranty.

Outdoor Hardware Limited Warranty

All Outdoor Hardware is guaranteed to be free of manufacturing defects and is covered under our Manufacturers Limited Warranty. The product is guaranteed not to rust and the finish not to fade for 5 years if the product is maintained according to the "Product Care" information. In the event of rusting or fading, photography may be requested for finalization of claims on a case-by-case basis.






Outdoor Hardware Product Care




Unlike indoor drapery hardware, outdoor hardware requires periodic maintenance. It is important that any damages or finish abrasion be repaired immediately. Any scratches incurred during installation must be repaired at that time. Stainless steel mounting hardware is recommended, but not included. Each order will include 2 oz. of finish and protective topcoat for periodic maintenance.

In addition, twice a year, it is important to clean and inspect the outdoor hardware for scratches or wear patterns that could expose the metal and result in rusting. This is very important for treatments with rings. If such areas are discovered, apply the paint finish sent with the order. When dry, apply the clear protective topcoat also provided.

please note: allow 10-15 business days for production of Outdoor Hardware Collection. Professional installation recommended due to weight of steel products. Brackets recommended every 3 feet. Splicing not recommended for steel rods.

outdoor steel finials

Catalog page 47	Catalog page 47	Catalog page 47	Catalog page 47	Catalog page 47
				
3 1/2"L x 2 3/4"W, 1 3/4" base for 1" and 1 1/4" poles	1 1/4"L x 2 1/8"W, 2" base for 1" and 1 1/4" poles	7 1/2"L x 4 1/4"W, 1" base for 3/4" and 1" poles	8 3/4"L x 4 1/4"W, 2 3/8" base for 1 3/4" poles	1/4"L x 2"W, 2" base for 1 1/4" and 1 3/4" poles
4519C-OH	EC135-OH	L848-OH	L848FC1-OH	SEC2-OH
\$88.00 ea	\$72.05 ea	\$96.25 ea	\$135.85 ea	\$64.35 ea

Catalog page 47	Catalog page 47	Catalog page 47
		
1/4"L x 1 1/8"W, 1 1/8" base for 3/4", 1" and 1 1/4" poles	2 1/2"L x 2 1/8"W, 2" base for 1 1/4" and 1 3/4" poles	3 1/2"L x 2 1/8"W, 2 1/8" base for 1 3/4" poles
SEC125-OH	SF63-OH	SF151-OH
\$56.10 ea	\$96.25 ea	\$119.90 ea

Scan QR codes
by each finial
to download
the Product
Tear Sheet!





outdoor steel finials *40% OFF SRP! While Supplies Last. Prices shown reflect 40% off.



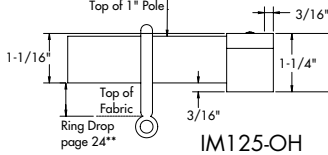
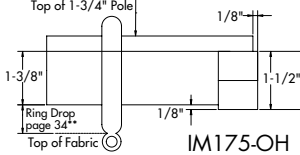
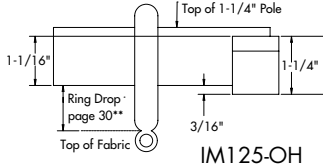
Catalog page 47

5"L x 4 1/2"W for 1 1/4" and 1 3/4" poles
LS385-OH
\$69.85 ea

outdoor steel brackets






Brackets are recommended every 3 feet.

<p>Catalog page 48</p>  <p>steel bracket, single</p> <p>3 1/2" return, 3/4"W x 3 3/4"L backplate for 3/4", 1" or 1 1/4" pole (see page 27 for diagram and dimensions)</p> <p>L235-OH</p> <p>\$80.30 ea</p>	<p>Catalog page 48</p>  <p>steel eyelet bracket, single</p> <p>3 1/2" return, 1"W x 3 1/2"L backplate, eyelet 1 1/2"ID for 1" or 1 1/4" pole (see page 28 for diagram and dimensions)</p> <p>EB3-OH</p> <p>\$80.30 ea</p>
<p>6 1/8" return, 3/4"W x 3 3/4"L backplate for 3/4", 1" or 1 1/4" pole (see page 27 for diagram and dimensions)</p> <p>L26-OH</p> <p>\$88.00 ea</p>	<p>6" return, 1"W x 3 1/2"L backplate, eyelet 1 1/2"ID for 1" or 1 1/4" pole (see page 28 for diagram and dimensions)</p> <p>EB4-OH</p> <p>\$88.00 ea</p>
<p>3 1/2" return, 3/4"W x 3 3/4"L backplate for 1 3/4" pole (see page 32 for diagram and dimensions)</p> <p>B17535-OH</p> <p>\$88.00 ea</p>	<p>3 1/2" return, 1"W x 3 1/2"L backplate, eyelet 1 7/8"ID for 1 3/4" pole (see page 32 for diagram and dimensions)</p> <p>EB5-OH</p> <p>\$88.00 ea</p>
<p>6" return, 3/4"W x 3 3/4"L backplate for 1 3/4" pole (see page 32 for diagram and dimensions)</p> <p>B1756-OH</p> <p>\$96.25 ea</p>	<p>6" return, 1"W x 3 1/2"L backplate, eyelet 1 7/8"ID for 1 3/4" pole (see page 32 for diagram and dimensions)</p> <p>EB6-OH</p> <p>\$96.25 ea</p>


<p>Catalog page 48</p>  <p>steel inside mount brackets</p> <p>1 1/2"H x 1 3/8"W backplate, 3/4"Deep, 1/8" thick backplate per bracket for 1" or 1 1/4" pole</p> <p>IM125-OH</p> <p>\$112.20 pair</p>	<p>Catalog page 48</p>  <p>steel inside mount brackets</p> <p>1 1/2"H x 2 3/8"L backplate, 3/4"Deep, 1/8" thick backplate per bracket, for 1 3/4" pole</p> <p>IM175-OH</p> <p>\$128.15 pair</p>
 <p>IM125-OH</p>	 <p>IM175-OH</p>
 <p>IM125-OH</p>	

Customized brackets not covered under the Outdoor Hardware Limited Warranty. Bracket return measured from wall to center of cradle.


outdoor metal rosettes *40% OFF SRP! While Supplies Last. Prices shown reflect 40% off.

<p>Catalog page 47</p>  <p>3"Dia, steel</p> <p>R16-OH</p> <p>\$39.60 ea</p>	<p>Catalog page 47</p>  <p>5 1/2"Dia, brass</p> <p>R101-OH</p> <p>\$52.80 ea</p>	<p>Catalog page 47</p>  <p>steel tieback post for rosettes</p> <p>bottom base: 1 3/4"Dia 2 1/2" projection</p> <p>NBL2-OH</p> <p>\$17.60 ea</p>	<p>Catalog page 47</p>  <p>steel tieback post for rosettes</p> <p>bottom base: 1 3/4"Dia 3 1/2" projection</p> <p>NBL4-OH</p> <p>\$17.60 ea</p>	<p>Catalog page 47</p>  <p>steel tieback post for rosettes</p> <p>bottom base: 1 3/4"Dia 6" projection</p> <p>NBL6-OH</p> <p>\$17.60 ea</p>
--	---	--	--	--

outdoor steel tiebacks

<p>Catalog page 48</p>  <p>standard tieback</p> <p>4 1/2"L x 1 1/4" projection</p> <p>TTBH1-OH</p> <p>\$72.05 ea</p>

outdoor steel tiebacks *40% OFF SRP! While Supplies Last. Prices shown reflect 40% off.

<p>Catalog page 48</p>  <p>standard tieback</p> <p>3 1/2"L x 1 1/4" projection</p> <p>TTBH2-OH</p> <p>\$48.40 ea</p>

outdoor hardware

outdoor steel poles

Catalog page 48


All orders with poles will incur a \$10.00 net packaging fee per order.

Product Information


- Sold in 1 foot increments, 2 foot minimum
- Cut to specified length. Fall off will not be saved or shipped
- Connector screw available for joining two poles for no additional charge

Please Specify





- Item number
- Custom pole length
- High gloss finish, available in 105-OH Bronze Gloss, 103-OH Satin Black Gloss, 270-OH Mahogany Rust Gloss, 440-OH Soft Gold Gloss, or 450-OH Aluminum Gloss
- Connector screw, if needed. We recommend installing a support bracket at the connection

	Item Number	2 FT	3 FT	4 FT	5 FT	6 FT	7 FT	8 FT	per FT
	1" single twist solid steel pole Maximum continuous length: 228 inches (19')								
	ST2-OH	\$112.20	\$168.30	\$224.40	\$280.50	\$336.60	\$392.70	\$448.80	\$56.10
	1" double twist solid steel pole Maximum continuous length: 228 inches (19')								
	ST3-OH	\$128.70	\$193.05	\$257.40	\$321.75	\$386.10	\$450.45	\$514.80	\$64.35
	1" round steel tube Maximum continuous length: 192 inches (16')								
	RR100-OH	\$58.30	\$87.45	\$116.60	\$145.75	\$174.90	\$204.05	\$233.20	\$29.15
	1 1/4" round steel tube Maximum continuous length: 192 inches (16')								
	RR125-OH	\$64.90	\$97.35	\$129.80	\$162.25	\$194.70	\$227.15	\$259.60	\$32.45
	1 3/4" round steel tube Maximum continuous length: 192 inches (16')								
	RR175-OH	\$80.30	\$120.45	\$160.60	\$200.75	\$240.90	\$281.05	\$321.20	\$40.15


outdoor steel poles *40% OFF SRP! While Supplies Last. Prices shown reflect 40% off.

	3/4" hammered solid steel pole Maximum continuous length: 115 inches (9' 7")								
	75HSRB-OH	\$85.80	\$128.70	\$171.60	\$214.50	\$257.40	\$300.30	\$343.20	\$42.90

outdoor steel rings

 Catalog page 48 smooth steel ring	 Catalog page 48 smooth steel ring	 Catalog page 48 smooth steel ring	 Catalog page 48 twisted steel ring
1"ID, 1 1/2"OD for 3/4" pole (see page 20 for ring drop diagram and dimensions)	1 1/2"ID, 2"OD for 1" or 1 1/4" pole (see page 24 or 30 for ring drop diagrams and dimensions)	2 1/4"ID, 2 3/4"OD for 1 1/4" pole (see page 34 for ring drop diagram and dimensions)	2 3/8"ID, 3"OD for 1", 1 1/4" or 1 3/4" pole (see page 24, 30 or 34 for ring drop diagrams and dimensions)
SR1-OH	SR3-OH	SR7-OH	SR5-OH
\$11.55 ea	\$13.20 ea	\$14.85 ea	\$14.85 ea

outdoor steel rings *40% OFF SRP! While Supplies Last. Prices shown reflect 40% off.

 Catalog page 48 hammered steel ring	 Catalog page 48 hammered steel ring	 Catalog page 48 hammered oval steel ring	 Catalog page 48 hammered oval steel ring
1 3/4"ID, 2 1/2"OD for 1" or 1 1/4" pole (see page 24 or 30 for ring drop diagrams and dimensions)	2"ID, 2 3/4"OD for 1 3/4" pole (see page 34 for ring drop diagram and dimensions)	1 3/4"ID, 2 1/2"OD for 1" or 1 1/4" pole (see page 24 or 30 for ring drop diagrams and dimensions)	2"ID, 2 3/4"OD for 1 3/4" pole (see page 34 for ring drop diagram and dimensions)
HSR1-OH	HSR175-OH	OVL1-OH	OVL175-OH
\$14.30 ea	\$14.85 ea	\$12.65 ea	\$13.20 ea

Please note: rings may abrade protective outdoor finish with frequent use. Please see Product Care for maintenance recommendations.

Bent and mitered return fees are charged per return. Double pole treatments are also available with bent or mitered returns.

steel pole bent returns

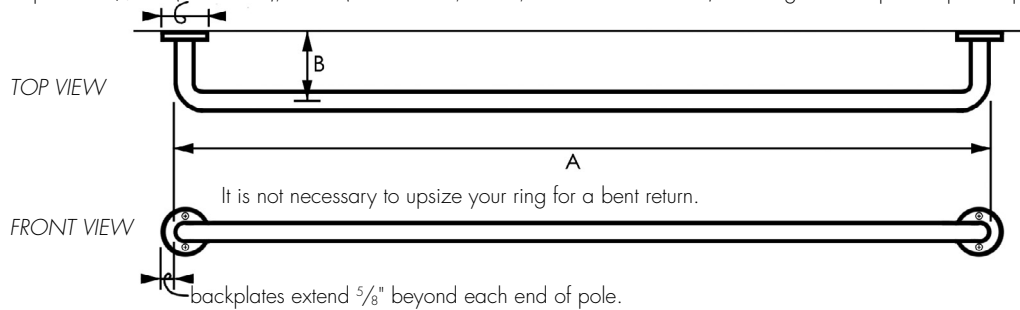
Catalog page 50

TFCFEE-SBR steel pole bent returns - up to 8" returns

\$80.00 per return

Rectangular backplates: 3"L x 1½"W (for 1SQ). Round backplates upon request.

Round backplates: 1¾"Dia (for 50SRB), 2"Dia (for 75HSRB, 75RD, RD125 and RD175). Rectangular backplates upon request.



Product Information

- Available on steel poles: 50SRB, 75HSRB, 75RD, 1SQ, RD125, RD175
- Sold in one foot increments, 2 foot minimum
- Cut to specified length. Fall off will not be saved or shipped
- Round Backplates: 1¾"Dia (for 50SRB), 2"Dia (for 75HSRB, 75RD, RD125, RD175). Rectangular backplates upon request
- Rectangular Backplates: 3"L x 1½"W (for 1SQ). Round backplates upon request.
- Bent Return fees are charged per return; returns over 8" incur an additional charge. TFCFEE-CBKT: \$25.00 per return

Please Specify

- A. Length of pole from outer return edge to outer return edge
- B. Return (distance from wall to center pole)
- C. Pole item number
- D. Finish color
- E. Projection or support bracket being used


steel pole mitered returns

Catalog page 52

TFCFEE-SMR steel pole mitered returns - up to 8" returns

\$80.00 per return

Rectangular Backplates: 3"L x 1½"W (for 50SRB, 75HSRB and 75RD, 1SQ, RR100, ST2, ST3, SRT1, SHT1, RR125, RD125, SRT2, and RR125) and 3½"L x 2"W (for RR175 and TRT). Round backplates upon request.



Product Information

- Sold in one foot increments, 2 foot minimum
- Cut to specified length; fall off will not be saved or shipped
- Rectangular Backplates: 3"L x 1½"W (for 50SRB, SRH75, 75HSRB, 75RD, 1SQ, RR100, ST2, ST3, SRT1, SHT1, RR125, RD125, ST2 and RR125, RR175 and RD175) and 3½"L x 2"W (for RD175 and TRT). Round backplates upon request
- Round Backplates: 1¾"Dia (for ½" pole), 2"Dia (for ¾", 1" and 1¼" poles) and 3"Dia (for 1¾" pole)
- Ring inner diameter must be large enough to clear the pole miter, if used. See Ring Chart
- Mitered Return fees are charged per return; returns over 8" incur an additional charge. TFCFEE-CBKT: \$25.00 per return

Please Specify

- A. Length of pole from outer return edge to outer return edge
- B. Return (distance from wall to center pole)
- C. Pole item number
- D. Finish color
- E. Projection or support bracket being used

mitered returns – ring inner diameter chart

Mitered Pole Diameter	Ring Inner Diameter (minimum)
½"	⅞"
¾"	1 ⅛"
1"	1 ½"
1 ¼"	1 ⅞"
1 ⅝"	2"
1 ½"	2 ¼"
1 ⅞"	2 ⅝"
1 ¾"	2 ⅝"
1 ⅞"	2 ¾"
2"	3 ¼"
2 ¼"	3 ⅝"
3"	4 ⅝"

custom pole returns

steel poles

Catalog pages 50, 52 & 53

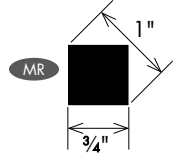
All orders with poles with bent or mitered returns will incur a \$25.00 net packaging fee per order.



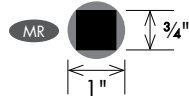
Item Number	2 FT	3 FT	4 FT	5 FT	6 FT	7 FT	8 FT	per FT
1/2" round solid pole Maximum continuous length: 240" (20')								
50SRB	\$61.60	\$92.40	\$123.20	\$154.00	\$184.80	\$215.60	\$246.40	\$30.80



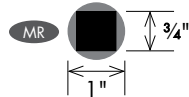
3/4" round solid pole Maximum continuous length: 192" (16')								
75RD	\$63.80	\$95.70	\$127.60	\$159.50	\$191.40	\$223.30	\$255.20	\$31.90



3/4" hammered solid square pole Maximum continuous length: 228" (19')								
SRH75	\$160.60	\$240.90	\$321.20	\$401.50	\$481.80	\$562.10	\$642.40	\$80.30



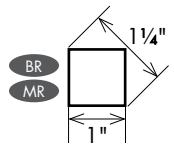
1" single twist solid pole Maximum continuous length: 228" (19')								
ST2	\$92.40	\$138.60	\$184.80	\$231.00	\$277.20	\$323.40	\$369.60	\$46.20



1" double twist solid pole Maximum continuous length: 228" (19')								
ST3	\$105.60	\$158.40	\$211.20	\$264.00	\$316.80	\$369.60	\$422.40	\$52.80



1" round tube Maximum continuous length: 192" (16')								
RR100	\$48.40	\$72.60	\$96.80	\$121.00	\$145.20	\$169.40	\$193.60	\$24.20



1" square tube Maximum continuous length: 288" (24') Use with L125-SQ or L135-SQ brackets and SQRG1 rings.								
1SQ	\$55.00	\$82.50	\$110.00	\$137.50	\$165.00	\$192.50	\$220.00	\$27.50



1" solid rope twist pole Maximum continuous length: 228" (19')								
SRT1	\$132.00	\$198.00	\$264.00	\$330.00	\$396.00	\$462.00	\$528.00	\$66.00



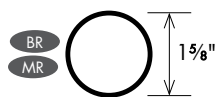
1 1/8" round, heavy walled tube Maximum continuous length: 252" (21')								
RD125	\$66.00	\$99.00	\$132.00	\$165.00	\$198.00	\$231.00	\$264.00	\$33.00



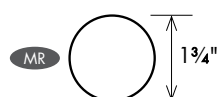
1 1/4" round tube Maximum continuous length: 192" (16')								
RR125	\$55.00	\$82.50	\$110.00	\$137.50	\$165.00	\$192.50	\$220.00	\$27.50



1 1/2" twisted tube Maximum continuous length: 216" (18')								
TRT	\$266.20	\$399.30	\$532.40	\$665.50	\$798.60	\$931.70	1,064.80	\$133.10



1 5/8" round tube, heavy walled Maximum continuous length: 288" (24')								
RD175	\$79.20	\$118.80	\$158.40	\$198.00	\$237.60	\$277.20	\$316.80	\$39.60

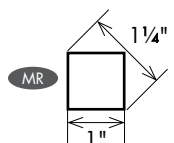


1 3/4" round tube Maximum continuous length: 192" (16')								
RR175	\$66.00	\$99.00	\$132.00	\$165.00	\$198.00	\$231.00	\$264.00	\$33.00

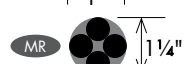
steel poles *40% OFF SRP! While Supplies Last. Prices shown reflect 40% off.



Item Number	2 FT	3 FT	4 FT	5 FT	6 FT	7 FT	8 FT	per FT
3/4" hammered solid round pole Maximum continuous length: 115" (9' 7")								
75HSRB	\$72.60	\$108.90	\$145.20	\$181.50	\$217.80	\$254.10	\$290.40	\$36.30







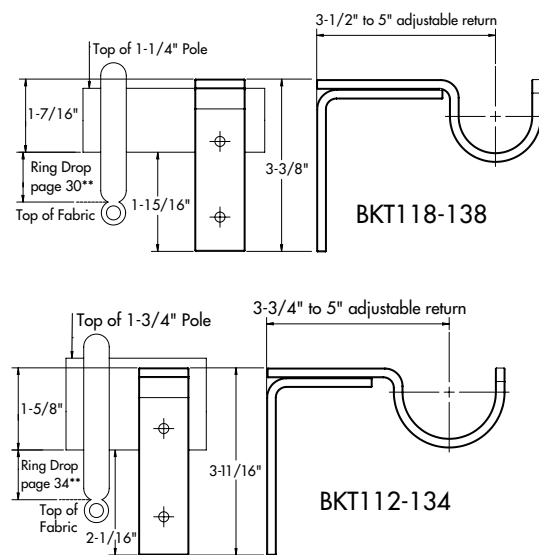
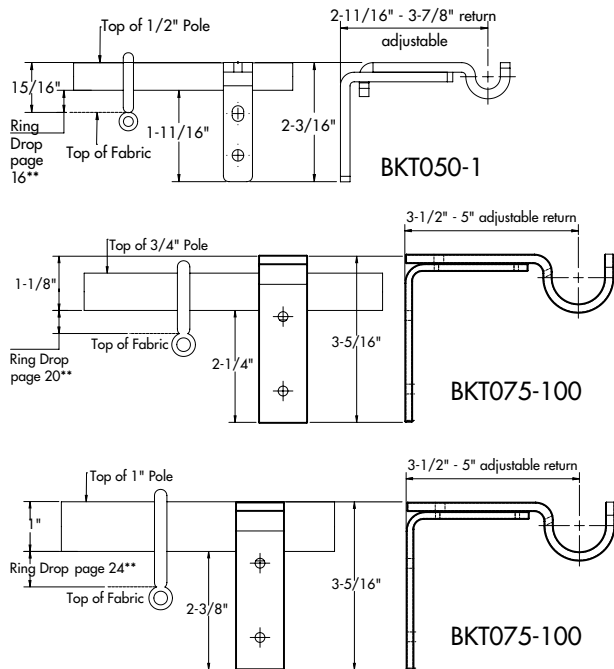
1" square hammered tube Maximum continuous length: 228" (19') Use with L125-SQ or L135-SQ brackets and SQRG1 rings.								
SHT1	\$34.10	\$51.15	\$68.20	\$85.25	\$102.30	\$119.35	\$136.40	\$17.05




1 1/4" solid rope twist pole Maximum continuous length: 228" (19')								
SRT2	\$102.30	\$153.45	\$204.60	\$255.75	\$306.90	\$358.05	\$409.20	\$51.15


standard brackets

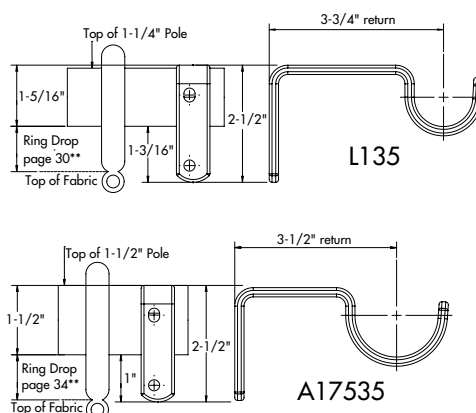
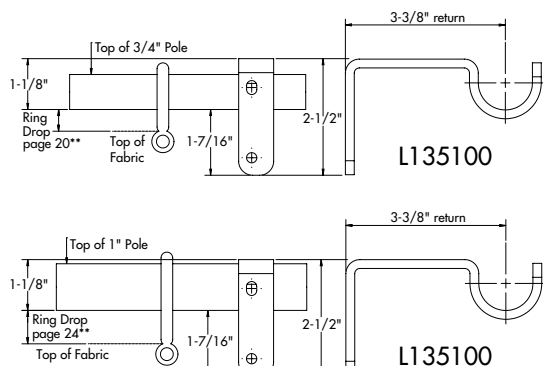
 <p>Catalog page 51</p> <p>adjustable steel bracket, single</p> <p>2 1/8" - 3 7/8" return, 1/2"W x 2 3/8"L backplate 1/2" use with 50SRB pole</p> <p>BKT050-1</p> <p>\$39.60 ea</p>	 <p>Catalog page 51</p> <p>adjustable steel bracket, single</p> <p>3 1/2" - 5" return, 1"W x 3 3/8"L backplate 3/4" & 1" use with 75HSRB, 75RD, RR100, SRT1, ST2 or ST3 pole</p> <p>BKT075-100</p> <p>\$39.60 ea</p>	 <p>Catalog page 51</p> <p>adjustable steel bracket, single</p> <p>3 1/2" - 5" return, 1"W x 3 3/8"L backplate 1 1/4" use with RR125, RD125 or SRT2 pole</p> <p>BKT118-138</p> <p>\$53.90 ea</p>	 <p>Catalog page 51</p> <p>adjustable steel bracket, single</p> <p>3 3/4" - 5" return, 1"W x 3 1/8"L backplate 1 3/4" use with RR175, RD175 or TRT pole</p> <p>BKT112-134</p> <p>\$47.30 ea</p>
---	--	---	---



 <p>Catalog page 51</p> <p>steel bracket, single</p> <p>3 3/8" return, 3/4"W x 2 1/2"L backplate 3/4", 1" use with 75HSRB, 75RD, RR100, SRT1, ST2 or ST3 pole</p> <p>L135100</p> <p>\$33.00 ea</p>
--

 <p>Catalog page 51</p> <p>steel bracket, single</p> <p>3 3/4" return, 3/4"W x 2 1/2"L backplate 1 1/4" use with RR125, RD125 or SRT2 pole</p> <p>L135</p> <p>\$33.00 ea</p>
--




 <p>Catalog page 51</p> <p>steel bracket, single</p> <p>3 1/2" return, 3/4"W x 2 1/2"L backplate 1 3/4" use with RR175, RD175 or TRT pole</p> <p>A17535</p> <p>\$39.60 ea</p>

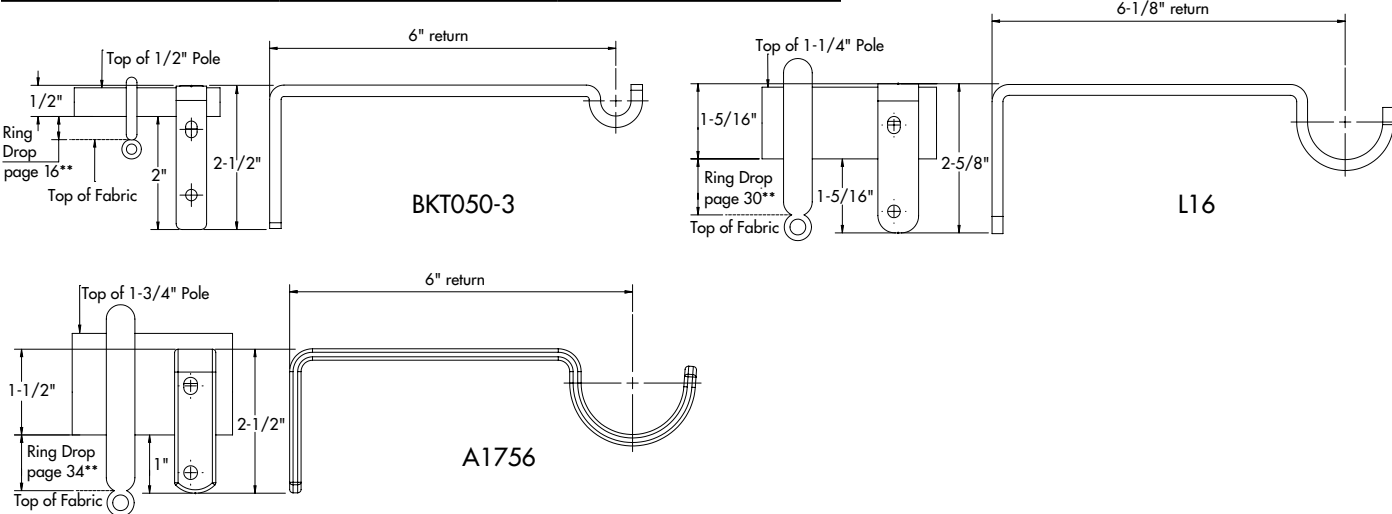



Bracket return measured from wall to center of cradle.

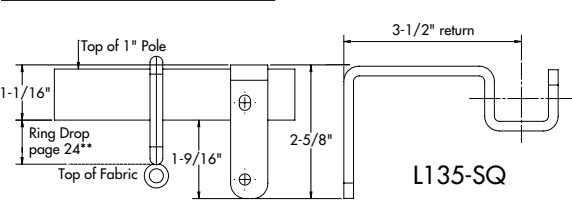
custom pole returns



standard brackets

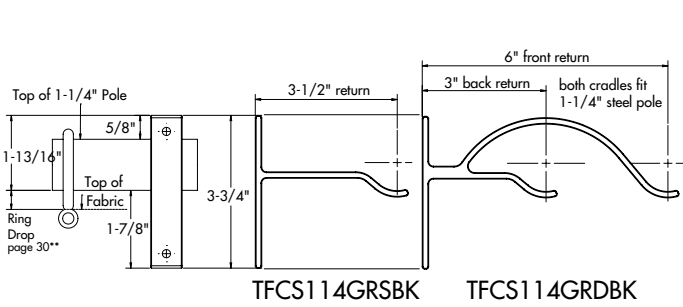
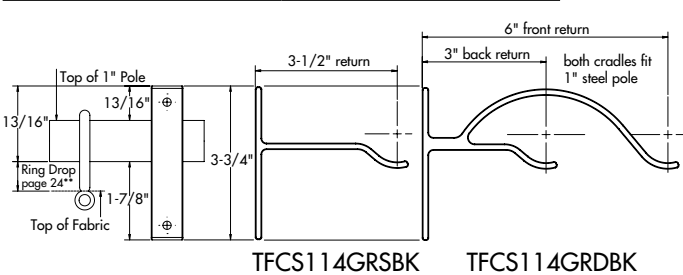
 Catalog page 51 steel bracket, single	 Catalog page 51 steel bracket, single	 Catalog page 51 steel bracket, single
6" return, 1/2"W x 2 1/2"L backplate 1/2" use with 50SRB pole	6 1/8" return, 3/4"W x 2 3/4"L backplate 1 1/4" use with RR100, RR125, RD125 or SRT2 pole	6" return, 3/4"W x 2 1/2"L backplate 1 3/4" use with RR175, RD175 or TRT pole
BKT050-3	L16	A1756
\$39.60 ea	\$39.60 ea	\$47.30 ea



 Catalog page 51 steel square bracket, single
3 1/2" return, 3/4"W x 2 5/8"L backplate 3/4", 1" use with SRH75, 1SQ or SHT1 pole
L135-SQ
\$47.30 ea







 Catalog page 51 steel bypass bracket, single	 Catalog page 51 steel bypass bracket, double
3 1/2" return, 3/4"W x 3 3/4"L backplate 1", 1 1/4" use with RR100 or RR125 pole	6" front and 3" back return, 3/4"W x 3 3/4"L backplate 1", 1 1/4" use with RR100 or RR125 pole
TFCS114GRSBK	TFCS114GRDBK
\$55.00 ea	\$66.00 ea



Bracket return measured from wall to center of cradle.





custom brackets

 Catalog page 53	 Catalog page 53	 Catalog page 53	 Catalog page 53
steel custom bypass bracket, single	steel custom bypass bracket, single	steel custom bypass bracket, single	steel custom bypass bracket, double
3½" return, ¾" backplate x 2½" or 3"H Use with 75RD, RR100, RR125, RD125, RR175 or RD175 poles (see page 19, 23, 29 or 33 for diagrams and dimensions)	6" return, ¾" backplate x 2½" or 3"H Use with 75RD, RR100, RR125, RD125, RR175 or RD175 poles (see page 19, 23, 29 or 33 for diagrams and dimensions)	custom return, ¾" backplate x 2½" or 3"H Use with 75RD, RR100, RR125, RD125, RR175 or RD175 poles (see page 19, 23, 29 or 33 for diagrams and dimensions)	double custom return, ¾" backplate x 5¼"H Use with 75RD, RR100, RR125, RD125, RR175 or RD175 poles (see page 19, 23, 29 or 33 for diagrams and dimensions)
SCB35*	SCB6*	SCBC*	SCBCDBL*
\$80.30 ea	\$86.90 ea	\$100.10 ea	\$133.10 ea


Customized brackets not covered under the Outdoor Hardware Limited Warranty. Bracket return measured from wall to center of cradle.

CAUTION: Bypass Brackets do not have full cradles. Standard Brackets must be installed at each end to secure pole.

standard rings

 Catalog page 51	 Catalog page 51	 Catalog page 51	 Catalog page 53
smooth steel ring ¾"ID, 1½"OD ½" use with 50SRB (see page 16 for ring drop diagram and dimensions)	smooth square steel ring 1½"ID, 2½"OD ¾" use with 1SQ, SRH75 or SHT1 pole (see page 20 for ring drop diagram and dimensions)	smooth steel c-ring 1½"ID, 2"OD use with RR100 pole and TFCS114GRSBK or TFCS114GRDBK bypass brackets (see page 24 or 30 for ring drop diagram and dimensions)	smooth steel c-ring 1½"ID, 1¾"OD ¾" use with 75RD pole (see page 20 for ring drop diagram and dimensions)
SR05	SQRG1	TFCS100SCRI	CR-SR75
\$8.25 ea	\$13.75 ea	\$11.00 ea	\$9.35 ea
smooth steel ring 1"ID, 1½"OD ¾" use with 75HSRB, 75RD (see page 20 for ring drop diagram and dimensions)		smooth steel c-ring 2"ID, 2½"OD 1", 1½" use with RR125 pole and TFCS114GRSBK or TFCS114GRDBK bypass brackets (see page 24 or 30 for ring drop diagram and dimensions)	smooth steel c-ring 1½"ID, 2"OD 1", 1½" use with RR100 or RD125 pole (see page 24 or 30 for ring drop diagram and dimensions)
SR1		TFCS114MCRI	CR-SR3
\$9.35 ea		\$11.00 ea	\$11.00 ea
smooth steel ring 1½"ID, 2"OD 1", 1½" use with RR100, SRT1, ST2, ST3, RR125, RD125 or SRT2 pole (see page 24 or 30 for ring drop diagram and dimensions)			smooth steel c-ring 2½"ID, 2¾"OD 1½" use with RR125 (see page 30 for ring drop diagram and dimensions)
SR3			CR-SR7
\$11.00 ea			\$12.10 ea
smooth steel ring 2½"ID, 2¾"OD 1¾" use with RR175 or RD175 or TRT pole (see page 34 for ring drop diagram and dimensions)			smooth steel c-ring 2½"ID, 3"OD 1¾" use with RR175 or RD175 pole (see page 34 for ring drop diagram and dimensions)
SR7			CR-SR12
\$12.10 ea			\$12.10 ea

standard rings
***40% OFF SRP!**
While Supplies
Last. Prices
shown reflect
40% off.

 Catalog page 51
smooth heavy steel ring 1¾"ID, 2¾"OD 1", 1½" use with RR100, SRT1, ST2, ST3, RR125, RD125 or SRT2 pole (see page 24 or 30 for ring drop diagram and dimensions)
FSR1
\$12.10 ea
smooth heavy steel ring 2"ID, 3"OD 1¾" use with RR175, RD175 or TRT pole (see page 34 for ring drop diagram and dimensions)
FSR2
\$12.10 ea

custom pole returns

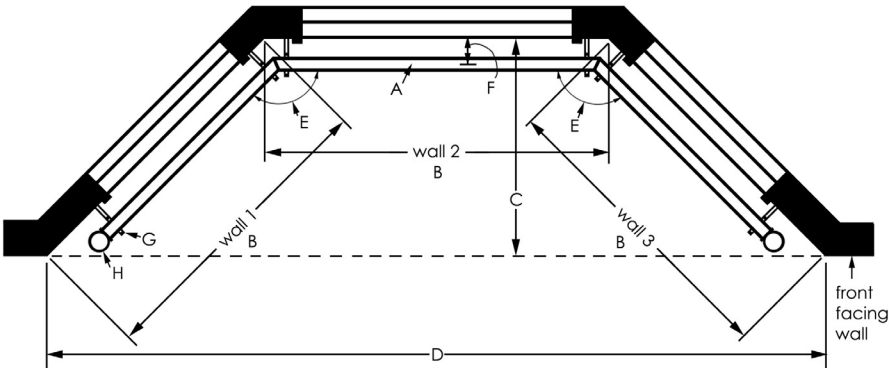
bay window and corner window solutions

bay window corner miters or soft bends

Required Measurement Information

please include with your order:

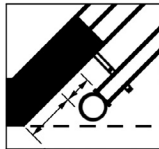
- A. pole size and profile.
- B. length of walls (wall 1, wall 2, and wall 3).
- C. distance from front facing wall to wall 2.
- D. width of opening on front facing wall.
- E. angle of each miter or soft bend.
- F. return (distance from wall to center of bracket cradle).
- G. chosen brackets.
- H. chosen finials.
- I. chosen rings, if any.
- J. please make deductions for brackets and finials and provide finished length on order.*



* What are pole deductions?

Pole Deductions for Finials

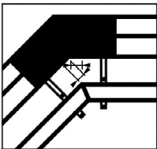
When measuring your pole length for bay window installations, please consider where on wall 1 and wall 3 you want your finials to be positioned. Do you want them behind the opening of the front facing wall? See diagram.



pole deductions for finials

Pole Deductions for Brackets

When measuring your pole length for corner installations, remember that the poles do not reach the corner due to your brackets. See diagram.



pole deductions for brackets

bay window and corner window solutions

Catalog pages 54-55

All orders with poles with bent or mitered returns, soft bends or miters for corner and bay windows will incur a \$25.00 net packaging fee per order.

miters and soft bends for steel poles

Soft bends are only available for 1/2" 50SRB, 3/4" 75RD and 75HSRB poles at 90° angle or larger.

Soft bends (for ≥ 90° corners)	TFCFEE-SSB	\$80.00 per bend
Standard 45° miter cut (for 90° corners)	TFCFEE-SM45	\$65.00 per connection
Non 45° miter cut (for non 90° corners)	TFCFEE-SM-NON45	\$65.00 per connection

miters for wood poles

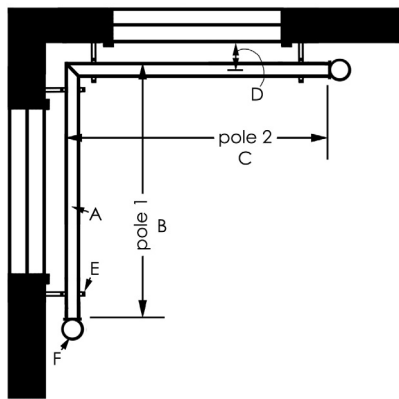
We can miter our wood poles at any angle for you.

Mitered returns for wood poles	TFCFEEMITER-EACH	\$80.00 per return
Standard 45° miter cut (for 90° corners)	TFCFEEMITER-45	\$65.00 per connection
Non-45° miter cut (for non-90° corners)	TFCFEEMITER-NON45	\$65.00 per connection
Wood cutting fee for more than one cut	TFCFEWVCUT	\$65.00 per cut

miters and blends for traverse wood fascia

We cannot miter system tracks, but traverse wood fascia can connect and miter at the corner.

Mitered returns for wood fascia	TFCFEEMITER-EACH	\$80.00 per return
Standard 45° miter cut (for 90° corners)	TFCFEEMITER-45	\$65.00 per connection
Non-45° miter cut (for non-90° corners)	TFCFEEMITER-NON45	\$65.00 per connection
Wood fascia fabrication fee	TFCFEFASCUT	\$65.00 per cut
Wood fascia blending fee	TFCFEEBLEND	\$108.00 per blend



90° inside corner window

Required Measurement Information

please include with your order:

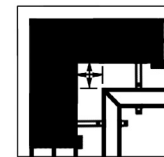
- A. pole size and profile.
- B. length of pole 1.*
- C. length of pole 2.*
- D. return (distance from wall to center of bracket cradle).
- E. chosen brackets.
- F. chosen finials.
- G. chosen rings, if any.

*What are pole deductions?

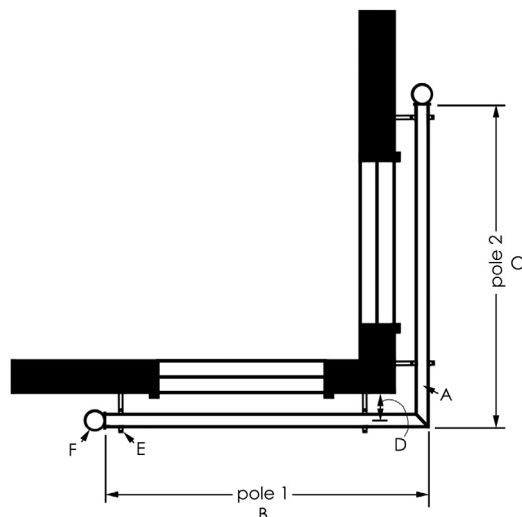
Pole Deductions for Brackets

When measuring your pole length for inside corner installations, remember that the poles do not reach the corner due to your brackets.

See diagram.



pole deduction for brackets



90° outside corner window

Required Measurement Information

please include with your order:

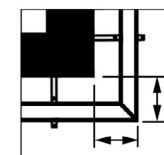
- A. pole size and profile.
- B. length of pole 1.*
- C. length of pole 2.*
- D. return (distance from wall to center of bracket cradle).
- E. chosen brackets.
- F. chosen finials.
- G. chosen rings, if any.

*What are pole additions?

Pole Additions for Brackets

When measuring your pole length for outside corner installations, remember that the poles extend beyond the corner due to your brackets.

See diagram.



pole addition for brackets

custom brackets & accessories

custom steel brackets made to your specifications

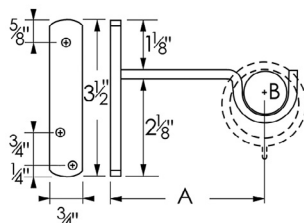
Catalog page 56	Catalog page 56	Catalog page 56
		
t-bracket	double bracket	ceiling mount bracket
TBKT	DBL1	BL4
\$93.50 ea	\$133.10 ea	\$86.90 ea

TBKT, custom steel T-bracket

please specify:

- A. return (distance from wall to center of cradle)
- B. pole size and profile

note: 3 1/2"H backplate comes standard, unless otherwise specified

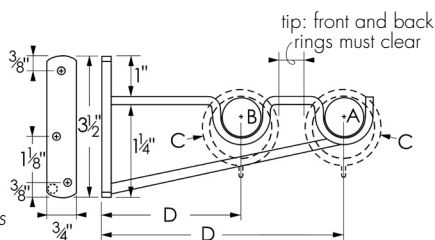


DBL1, custom steel double bracket

please specify:

- A. front pole size and profile
- B. back pole size and profile
- C. outside diameter of rings to be used
- D. front and back returns (distance from wall to center of cradle)

note: returns are contingent upon which poles and rings are chosen 3 1/2"H backplate comes standard, unless otherwise specified



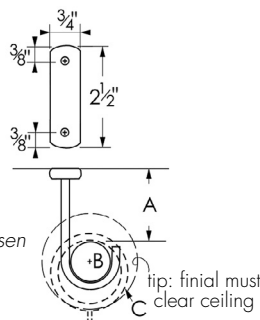
BL4, custom steel ceiling mount bracket

please specify:

- A. drop (distance from ceiling to top of pole)
- B. pole size and profile
- C. rings to be used, if any

note: minimum drop is contingent upon which finial and ring is chosen

2 1/2"W ceiling plate comes standard, unless otherwise specified



Options:

For a custom bracket with return or drop distance in excess of 8", add the following custom bracket modification fee TFCFEE-CBKT: (Includes a recommended support arm.)

\$25.00 per bracket

To modify an existing Standard Bracket, add a Custom Bracket Modification fee TFCFEE-BKTMOD:

\$50.00 per bracket

Support bars can be added to existing Custom Brackets, add the following fee TFCFEE-SB: (Must be added for returns over 8")

\$25.00 per bracket

custom steel brackets made to your specifications *40% OFF SRP! While Supplies Last. Prices shown reflect 40% off.

Catalog page 56

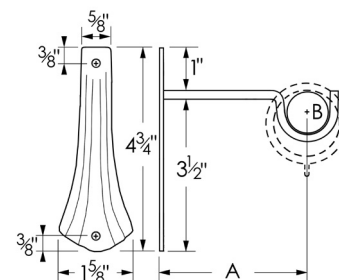
single bracket
FBKT
\$47.30 ea

FBKT, custom steel single bracket

please specify:

- A. return (distance from wall to center of cradle)
- B. pole size and profile

note: 4 3/4"H backplate may not be modified







steel swing arms *40% OFF SRP! While Supplies Last. Prices shown reflect 40% off.

Catalog page 57	Catalog page 57	Catalog page 57
		
maximum length 36"	maximum length 36"	maximum length 20"
1" diameter pole RD125 8 1/2"H x 1 1/4"W backplate L9328 finial included, 1 3/4"Dia scroll included, 7"H x 16"Deep	1" diameter pole RD125 8 1/2"H x 1 1/4"W backplate L9328 finial included, 1 3/4"Dia	1/2" diameter pole 50SRB 4"H x 3/8"W backplate EC4 finial included, 3/4"L X 1 1/2"W
large swing arm "with scroll"	large swing arm "without scroll"	small swing arm
\$326.70 ea	\$290.40 ea	\$181.50 ea

Please note: for LARGE SWING ARM or SMALL SWING ARM: other finials may be used; sold separately

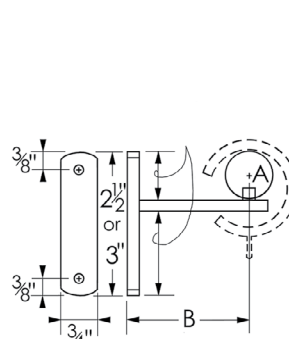
custom bypass brackets

 custom steel bypass bracket, single	 custom steel bypass bracket, single	 custom steel bypass bracket, single	 custom steel bypass bracket, double
3½" return, ¾"W x 2½" or 3"L backplate Use with 75RD (¾"), RR100 (1"), RR125 and RD125 (1¼") or RR175 and RD175 (1¾") poles* SCB35	6" return, ¾"W x 2½" or 3"L backplate Use with 75RD (¾"), RR100 (1"), RR125 and RD125 (1¼") or RR175 and RD175 (1¾") poles* SCB6	custom return, ¾"W x 2½" or 3"L backplate Use with 75RD (¾"), RR100 (1"), RR125 and RD125 (1¼") or RR175 and RD175 (1¾") poles* SCBC	double custom return, ¾"W x 5¼"L backplate Use with 75RD (¾"), RR100 (1"), RR125 and RD125 (1¼") or RR175 and RD175 (1¾") poles* SCBCDBL
\$80.30 ea	\$86.90 ea	\$100.10 ea	\$133.10 ea

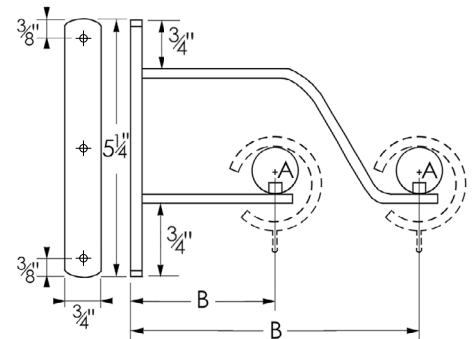
*see below pages for diagrams and dimensions:
 ¾" page 19
 1" page 23
 1¼" page 29
 1¾" page 33

CAUTION: Bypass Brackets do not have full cradles. Standard Brackets must be installed at each end to secure pole.

When ordering bypass brackets please specify:
 A. 75RD (¾"), RR100 (1") pole, RR125 and RD125 (1¼") pole or RR175 and RD175 (1¾") pole
 B. Return distance from wall to center of cradle
 Note: Return may be restricted by the size of the poles and rings specified
 *CAUTION: Bypass Brackets do not have full cradles. Standard Brackets must be installed at each end to secure pole.







return will match single cradle brackets used at each end of pole
SCBC




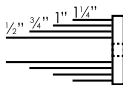

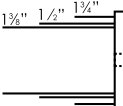

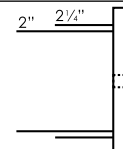

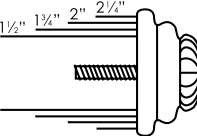
returns will match double cradle brackets used at each end of pole
SCBCDBL

custom enhancements for steel brackets or rings *40% OFF SRP! While Supplies Last. Prices shown reflect 40% off.

 short leaf	 long leaf	 steel leaf	 any rosette or end cap
6"L x 1¾"W SL	11½"L x 1¾"W LL	2¼"L x 1¾"W SL3	Any rosette or end cap can be added to any wood or steel bracket. Rosettes and end caps sold separately. When ordering your bracket, please specify addition of rosette or end cap and the following: 1. rosette medallion or end cap to be added, sold separately 2. attachment method: • TFCFEE-DRILL drill and tap fee: \$15.00 ea • TFCFEE-SWELD spot weld fee: \$15.00 ea (for steel rosettes and steel end caps on steel brackets only)
\$37.95 ea	\$33.00 ea	\$14.85 ea	
This leaf can be welded to the front of any steel bracket with a maximum return of 3½". When ordering your bracket, please specify addition of SL. Shown with L135 bracket.	This leaf can be welded to the front of any steel bracket with a maximum return of 8". When ordering your bracket, please specify addition of LL. Shown with L16 bracket.	This leaf can be welded to any steel ring or steel bracket. When ordering your ring or bracket, please specify addition of SL3, and in what position it should be attached.	
TFCFEE-SWELD spot weld fee: \$15.00 ea	TFCFEE-SWELD spot weld fee: \$15.00 ea	TFCFEE-SWELD spot weld fee: \$15.00 ea	



If the finial you want isn't in the diameter you need, you can add a finial adaptor.

The finial adaptor acts as the new finial base.
Select a finial adaptor size from the **base adaptor size** chart, specify "add finial adaptor" and add the following upcharge.

	base adaptor size			use for pole diameters	Price
FA-S Small Adaptor		FA-S, 1 3/8"Dia		1/2", 3/4", 1", 1 1/4"	\$16.50 ea
FA-M Medium Adaptor		FA-M, 2"Dia		1 1/2"-1 3/4"	\$16.50 ea
FA-L Large Adaptor		FA-L, 3"Dia		2"-2 1/4"	\$16.50 ea
FC1 Adaptor		FC1, 2 3/8"Dia		1 1/2"-1 3/4", 2"-2 1/4"	\$34.10 ea

- Finial Adaptor Tips:
- It is typically easier and more visually pleasing to adapt a finial to a larger diameter pole, rather than a smaller diameter pole.
 - Many finials are located in multiple size categories because they look appropriate for several pole sizes; you may not need an adaptor.

custom tiebacks

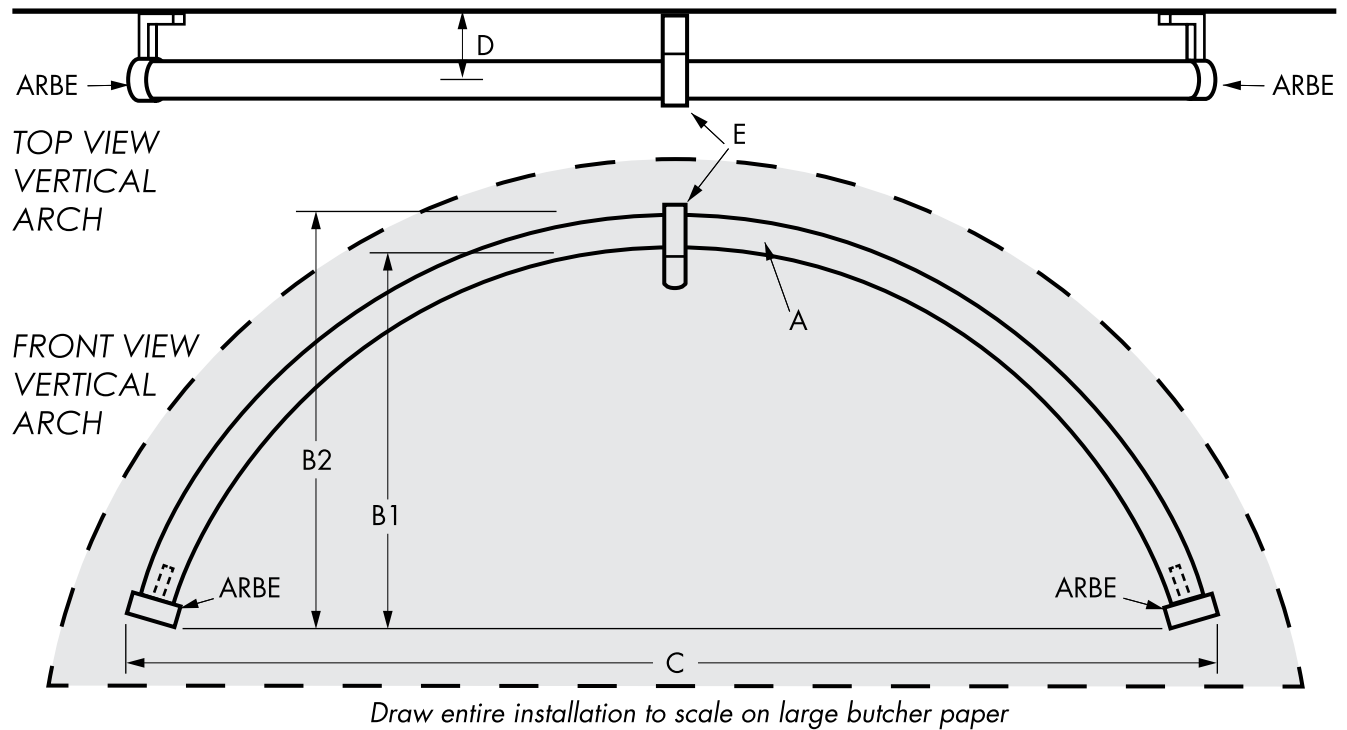
Catalog page 58	Catalog page 58
	
6"L back arm x 4 1/2"L front arm, 4 1/2" projection	8"L back arm x 8"L front arm, 6 1/2" projection
TBA	STBA1
\$47.30 ea	\$166.10 ea

TBA shown with L651 finial tip mount.
Finial sold separately.

STBA1 shown with R73 rosette face mount.
Rosette sold separately.

Installation Tip: Methods of attaching finial or rosette to custom tiebacks:	
TFCFEE-DRILL Drill and tap fee (for any finial or rosette)	\$15.00 ea
TFCFEE-SWELD Spot weld fee for steel finial or rosette only	\$15.00 ea
Screw on tip mount	no charge
• Specify if "face" mount or "tip" mount	

arched window required template



How to Calculate Length of Pole Needed for Your Arch
 $\text{arch width (inches)} + \text{arch height (inches)} + 48" = \text{total length of arched pole (inches)}$

Required Measurements

Paper template must be provided with every arched window order. Please mark the following measurements on the template:

- Pole size and profile.
- Height of arch: please specify which height measurement you are using.
 - measurement from bottom center of pole to bottom of arch.
 - measurement from top center of pole to bottom of arch.
- Width of arch (from outside edge to outside edge).
- Return (distance from wall to center of bracket cradle).
- Selected support bracket(s): please indicate position of each bracket.

note: ARBE brackets must be used for ends of vertical arched poles.
- Selected rings, if any, must be welded to vertical arch: please indicate position of each ring.

***note:** Outermost rings must be a minimum of 1 1/2" from end of pole due to ARBE bracket cup.

***note:** ARBC, custom center bracket, can not be used with welded rings; select a standard or custom cradle bracket for center support unless pole is spliced in center.

Fill in and send this page with template and order.

Pole Length for Arch	
(A) Pole Size and Profile	
(B) Height of Arch <input type="checkbox"/> (B1) <input type="checkbox"/> (B2)	
(C) Width of Arch	
(D) Return	
(E) Support Bracket* Item #	
End Brackets Item #	
Quantity Indicated on Template	
(F) Rings* Item #	
Quantity Indicated on Template	

Need something different than what you see here?
**Call us with your special request;
 and we can quote it for you.**

custom arches

arched window poles, rings, and brackets

Catalog page 59

All orders with arched rods will incur a \$27.50 net packaging fee per order.

Steel poles available for arched window bending

- 50SRB - RD125
- 75RD - SRT2
- 75HSRB - TRT
- SRT1 - RD175

Bending for standard or eyebrow arches, add the following upcharge:

TFCFEE-ARCH Single arch bend	\$600.00 per bend
------------------------------	-------------------

If total length of arch specified requires 2 poles and, therefore, a splice, 2 bends are required. Add the following upcharge.

TFCFEE-2ARCH Spliced arch, 2 bends	\$1,200.00 per 2 bends
------------------------------------	------------------------

For shipping some large arches, the factory will cut bent pole at apex (center) for no additional charge.

Rings must be spot welded into place, if using rings for vertical installation. Indicate ring locations on template drawing. Add the following upcharge.

TFCFEE-SWELD Spot weld fee	\$15.00 ea
TFCFEE-DRILL Drill & tap fee	\$15.00 ea


Steel rings sold separately.

Finials, brackets, and arched poles sold separately

Note: Additional support brackets are required for two-piece arch.

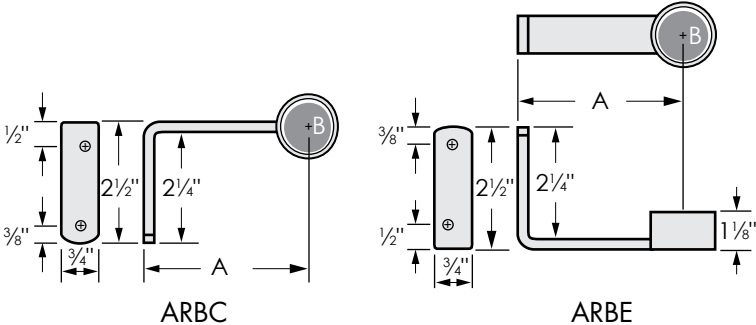
Note: An addition drill and tap fee is required to use finials on vertical arches.

arched window custom brackets: made to your specifications

 Catalog page 59 arched rod center bracket	 Catalog page 59 arched rod end bracket for vertical arches
custom return ARBC \$53.90 ea	custom return; sold in pairs only ARBE \$147.40 pair

note: ARBC bracket cannot be used for installation with welded rings unless pole is spliced. Brackets without eyelet cradles may be substituted; sold separately.

note: ARBE bracket cups are custom made to fit pole profile.
note: If welding rings to arch, outermost ring must be positioned 1 1/2" from end of pole due to the bracket cup.



please specify for ARBC or ARBE

- A. return (distance from wall to center of cradle)
- B. pole size and profile

custom finishing

Catalog page 60

custom finishes and custom color match

Beyond our standard finishes, we can match any finish, fabric swatch, wood trim or paint color specified from your favorite paint company. A finish sample or paint color, sheen level and manufacturer must be provided by the customer. The Finial Company will then provide a strike-off sample to the customer on any wood or steel pole profile as requested. Customer approval of the strike-off sample is required before production will begin. Please see page 126 for detailed list of fees.

clear coating

Clear coat can be added on any finish to achieve your preferred sheen level. Sheen choices are matte, satin and high gloss as shown in the catalog. Please see page 126 for detailed list of fees.

100 Polished Steel finish

Many, but not all, of our raw steel products can be polished and given a clear topcoat to achieve a finished look. Steel is not uniform in color tone and will vary in shades of gray and silver. Polishing raw steel parts requires considerably more preparation work than our other finishes and therefore incurs additional charges.

A polished steel finish is NOT available on the following items that appear in the steel section of the 2018 catalog:

TRT	EB3
EC1	CSL16
SELB	EB1
EB5	EC3
RF4	123ELB
EB2	EB6

repaint fees











Includes painting product from any manufacturer in a standard TFC finish included in the 2018 Drapery Hardware Catalog. 10-15 day lead time. (all prices below are SRP)











Poles	\$15.00 per foot
Bracket	\$20.00 ea
Tieback posts	\$15.00 ea
Rings	\$5.00 ea
Finials or end caps	\$20.00 ea
Elbows	\$20.00 ea
Rosettes	\$20.00 ea
Crests	\$60.00 ea











Please see page 126 for detailed list of fees.











Please see page 126 for detailed list of fees.











1 3/8" finials

Catalog page 64  	Catalog page 64  	Catalog page 64  	Catalog page 63  	Catalog page 63  
1 1/2"L x 1 7/8"W, 1 7/8" base, wood 38EC	1 1/4"L x 2 3/8"W, 2 3/8" base, wood 138EC	3"L x 2 3/8"W x 1 7/8" base, wood 387	4 7/8"L x 2 7/8"W, 2" base F138-1	4 7/8"L x 3 3/8"W, 1 7/8" base F138-2
\$53.90 ea	\$34.10 ea	\$66.00 ea	\$73.70 ea	\$73.70 ea




Catalog page 64  	Catalog page 64  	Catalog page 63  	Catalog page 63  	Catalog page 63  
3 1/4"L x 3 3/4"W (2 3/8"Sq), 1 7/8" base, crystal F138-4C	3 1/4"L x 3 3/4"W (2 3/8"Sq), 1 7/8" base F138-4S	3 1/4"L x 2 1/2"W, 1 7/8" base, crystal F138-5C	3 1/4"L x 2 1/2"W, 1 7/8" base F138-5S	3 1/4"L x 3"W, 1 7/8" base F138-8
\$126.50 ea	\$66.00 ea	\$126.50 ea	\$66.00 ea	\$66.00 ea










Catalog page 62  	Catalog page 64  	Catalog page 63  	Catalog page 62  	Catalog page 62  
5/8"L x 2 1/8"W, 1 7/8" base F138-9	4"L x 2 1/2"W, 1 3/4" base, crystal GB4	3 1/2"L x 4 1/2"W (3 3/8"Sq), 1 7/8" base TFCR138110	2 7/8"L x 2 7/8"W, 2" base TFCR138121	3 7/8"L x 3 3/4"W, 2" base TFCR138124
\$47.30 ea	\$220.00 ea	\$73.70 ea	\$66.00 ea	\$80.30 ea

Catalog page 62  	Catalog page 63  	Catalog page 62  	Catalog page 63  	Catalog page 62  
3 7/8"L x 2 1/2"W, 1 7/8" base TFCR138125	3 7/8"L x 3 3/4"W, 2" base TFCR138126	3 1/2"L x 4 3/8"W, 2" base TFCR138130	4 7/8"L x 3 3/8"W, 2" base TFCR138164	3 7/8"L x 3 3/4"W, 1 7/8" base, glass TFCR138170
\$73.70 ea	\$66.00 ea	\$80.30 ea	\$73.70 ea	\$126.50 ea


Catalog page 62  	Catalog page 63  	Catalog page 62  	Catalog page 62  	Catalog page 62  
3 3/8"L x 3 1/4"W, 2 1/8" base, glass TFCR138171	4 1/2"L x 4 3/4"W, 2" base, glass TFCR138172	1"L x 1 7/8"W, 1 7/8" base TFCR138190	1 1/4"L x 2 1/4"W, 2" base TFCR138191	2 1/4"L x 3 1/8"W (2 1/4"Sq), 1" base TFCR138192
\$126.50 ea	\$166.10 ea	\$53.90 ea	\$60.50 ea	\$53.90 ea

1 3/8" finials *40% OFF SRP! While Supplies Last. Prices shown reflect 40% off.

  	  	  	  	  
4"L x 3"W, 1 7/8" base F138-3	3 1/4"L x 3 1/2"W, 1 7/8" base F138-6	3 3/8"L x 3 3/4"W, 1 7/8" base F138-7	1"L x 1 3/4"W, 1 7/8" base RF5	5"L x 3"W, 1 3/4" base RF86
\$36.30 ea	\$40.70 ea	\$36.30 ea	\$29.70 ea	\$40.70 ea

  	  	  
3 7/8"L x 4 3/8"W, 2" base TFCR138131	5 3/4"L x 3 3/8"W, 2" base TFCR138165	4 1/4"L x 2 1/2"W, 1 3/4" base WW190
\$44.00 ea	\$36.30 ea	\$40.70 ea


Scan QR codes by each finial to download the **PRODUCT TEAR SHEET** with dimensions & information!



1 3/8" wood and resin

1 3/8" wood brackets

Catalog page 65



wood bracket, single

3 1/2" return,
2"Dia backplate

38EB3

\$47.30 ea

Catalog page 65

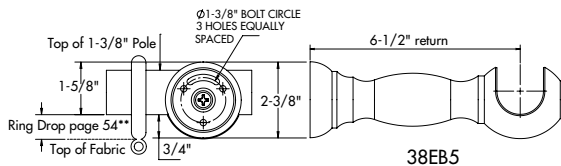
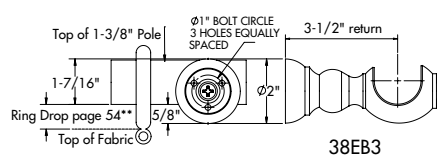


wood bracket, single


6 1/2" return,
2 3/8"Dia backplate

38EB5

\$53.90 ea



Catalog page 65

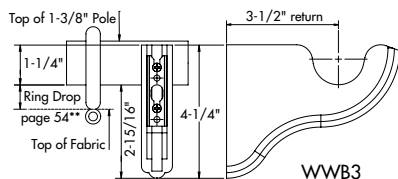


wood bracket, single

3 1/2" return,
1"W x 4 1/4"L backplate


WWB3

\$47.30 ea



1 3/8" wood brackets *40% OFF SRP! While Supplies Last. Prices shown reflect 40% off.

Catalog page 65

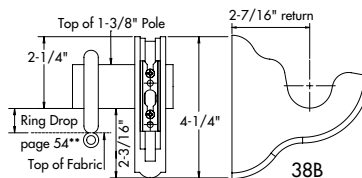


wood bracket, single

27/16" return,
1"W x 4 1/4"L backplate

38B

\$26.40 ea



Catalog page 65

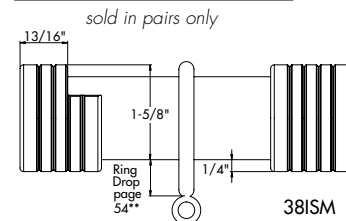


1 3/8" inside mount wood brackets

1 7/8"H x 1 7/8"W backplate,
1 3/8"Deep, 1/2" thick backplate per bracket

38ISM

\$26.40 pair



1 3/8" steel brackets

Catalog page 65

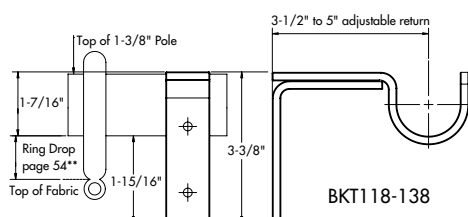


adjustable steel bracket, single


3 1/2"-5" return,
1"W x 3 3/8"L backplate

BKT118-138

\$53.90 ea



Catalog page 65




steel bracket, single

3 1/2" return,
3/4"W x 2 1/2"L backplate

A17535

\$39.60 ea

Catalog page 65

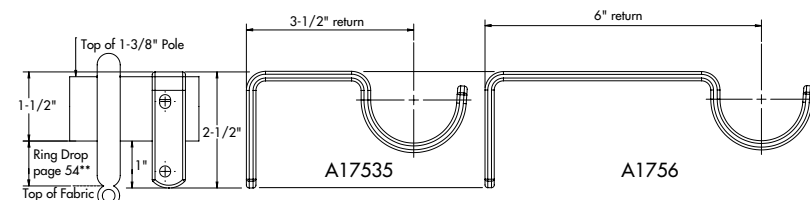


steel bracket, single

6" return,
3/4"W x 2 1/2"L backplate




A1756

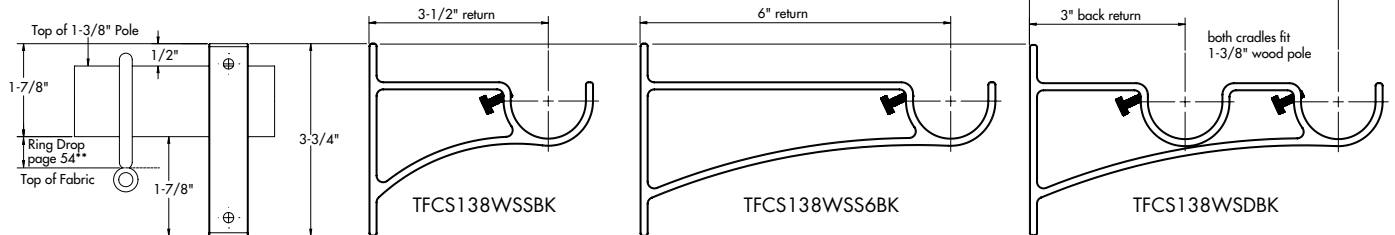
\$47.30 ea





Bracket return measured from wall to center of cradle.

1 3/8" steel brackets

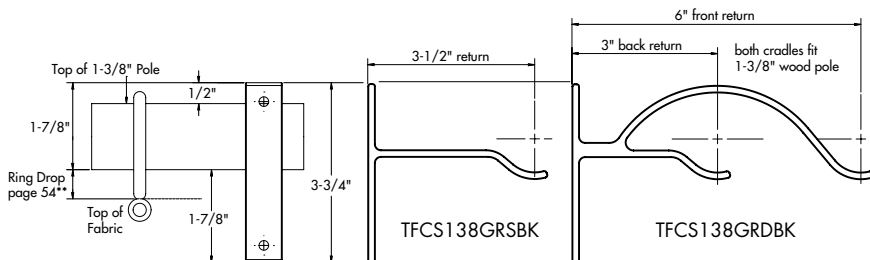
 Catalog page 65 steel bracket, single	 Catalog page 65 steel bracket, single	 Catalog page 65 steel bracket, double
3 1/2" return, 3/4"W x 3 3/4"L backplate TFCS138WSSBK	6" return, 3/4"W x 3 3/4"L backplate TFCS138WSS6BK	6" front and 3" back return, 3/4"W x 3 3/4"L backplate TFCS138WSDBK
\$60.50 ea	\$66.00 ea	\$66.00 ea




 Catalog page 65 steel bypass bracket, single	 Catalog page 65 steel bypass bracket, double
3 1/2" return, 3/4"W x 3 3/4"L backplate use with TFCS138MCRI TFCS138GRSBK	6" front and 3" back return, 3/4"W x 3 3/4"L backplate use with TFCS138MCRI TFCS138GRDBK
\$53.90 ea	\$60.50 ea

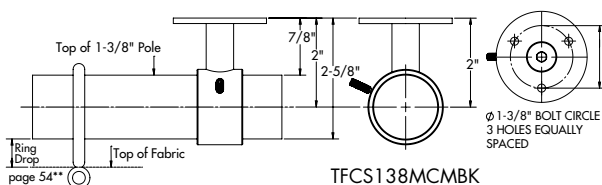
CAUTION: Bypass brackets do not have full cradles. Standard brackets must be installed at each end to secure pole.


► For custom steel bracket pricing, see page 46: TBKT (T-bracket), DBL1 (double rod bracket), BL4 (ceiling mount bracket), and FBKT (single bracket).

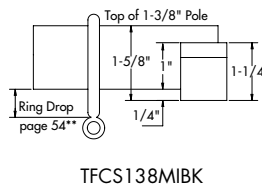



 Catalog page 65 1 3/8" steel ceiling mount bracket
2" Dia ceiling plate, 2 3/4"H, 2 3/8" drop TFCS138MCMBK
\$60.50 ea

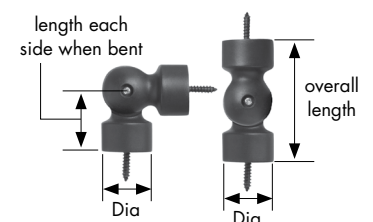
drop is measured from ceiling to bottom of pole



 Catalog page 65 1 3/8" steel inside mount brackets
1 1/2"H x 1 3/8"W backplate, 1" Deep, 1/4" thick backplate per bracket TFCS138MIBK
\$100.10 pair



 Catalog page 65 1 3/8" hinged elbow
1 3/8" Dia, 4" overall length, 2 3/8" L each side when bent TFCR138REL
\$60.50 ea



1 3/8" wood and resin

1 3/8" diameter wood poles

Catalog page 67

All orders with poles will incur a \$10.00 net packaging fee per order.

Product Information

- Sold in 2 foot increments, 2 foot minimum
- Cut to specified length. Fall off will not be saved or shipped
- Connector screw available for joining two poles for no additional charge
- EZ glide tape included; no charge

Please Specify

- Item number
- Custom pole length
- Finish color
- Connector screw, if needed. *We recommend installing a support bracket at the connection*
- Options, if selected (see below)

Connection Options

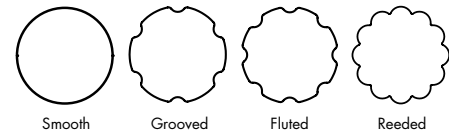
- Pole connector screw: **no charge**
Join two poles with a connector screw. Ask for one with your order
Positioning a support bracket at this connection is important. It helps conceal the splice while offering additional support to this fragile area

Maximum continuous length: 144 inches (12')




Item Number	Profile	2 FT	4 FT	6 FT	8 FT	10 FT	12 FT	per 2 FT
WS38	Smooth	\$73.70	\$147.40	\$221.10	\$294.80	\$368.50	\$442.20	\$73.70
WG38	Grooved	\$73.70	\$147.40	\$221.10	\$294.80	\$368.50	\$442.20	\$73.70
WNF38	Fluted	\$73.70	\$147.40	\$221.10	\$294.80	\$368.50	\$442.20	\$73.70
WR38	Reeded	\$73.70	\$147.40	\$221.10	\$294.80	\$368.50	\$442.20	\$73.70

Options

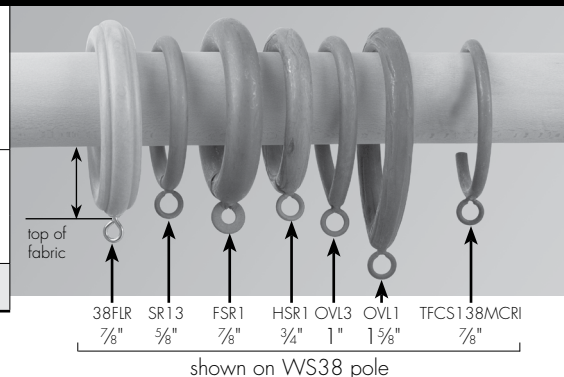
SCREW Pole connector screw	no charge
TFCFEEMITER-EACH Mitered return fee, see page 45	\$80.00 per return
TFCFEEMITER-45 Standard 45° miter cut (for 90° corners), see page 45	\$65.00 per connection
TFCFEEMITER-NON45 Non-45° miter cut (for non-90° corners), see page 45	\$65.00 per connection
TFCFEWCUT Wood cutting fee for more than one cut, see page 45	\$65.00 per cut




1 3/8" rings




 Catalog page 66	 Catalog page 66	 Catalog page 66
fluted wood ring 2"ID, 2 3/8"OD	smooth steel ring 1 3/4"ID, 2 1/4"OD	smooth oval steel ring 1 1/2"ID, 2"OD, 2 1/2"L
38FLR	SR13	OVL3
\$11.00 ea	\$11.00 ea	\$13.75 ea

ring drop/distance from pole to drapery top:




 Catalog page 66
smooth steel c-ring 2"ID, 2 1/2"OD
TFC138MCRI
\$11.00 ea



1 3/8" rings *40% OFF SRP! While Supplies Last. Prices shown reflect 40% off.

 Catalog page 66	 Catalog page 66	 Catalog page 66
smooth heavy steel ring 1 3/4"ID, 2 3/4"OD	hammered steel ring 1 3/4"ID, 2 1/2"OD	hammered oval steel ring 1 1/4"ID, 2 1/2"OD, 3 1/4"L
FSR1	HSR1	OVL1
\$12.10 ea	\$12.10 ea	\$10.45 ea


batons Catalog page 67		
		
steel baton, specify finish, 3/8"Dia		
SBTN	specify length up to 60"	\$66.00 ea
SBTN60	specify length over 60" up to 96"	\$99.00 ea
		
fiberglass baton, white only, 3/8"Dia		
FBTN	specify length up to 48"	\$55.00 ea
		
acrylic baton, clear only, 5/8"Dia		
ABTN-36	available in 36"	\$49.50 ea
ABTN-48	available in 48"	\$55.00 ea
		
wood baton, specify finish, 3/8"Dia		
WBTN	specify length up to 48"	\$66.00 ea

EZ glide tape	
	
1/2"W	
Included with pole order. Allows rings and grommets to slide effortlessly across the drapery rod without damaging the finish.	
no charge	


batons *40% OFF SRP! While Supplies Last. Prices shown reflect 40% off.

		
wood baton, specify finish, 5/8"Dia, handle: 6 1/8"L x 1 1/4"Dia		
EPBTN-1	specify length up to 48"	\$55.00 ea
		
wood baton, specify finish, 5/8"Dia, handle: 5 3/4"L x 1 1/2"Dia		
EPBTN-2	specify length up to 48"	\$55.00 ea

1 3/8" metal band for rosettes

attaches any rosette to the front of a 1 3/8"Dia pole; rosettes sold separately	
 <div style="display: flex; justify-content: space-around; width: 100%;"> front view side view </div>	
1 3/8" diameter metal band for use on a 1 3/8" pole only	
MB138	
\$33.55 ea	




































Installation Tip:







Metal band slides onto pole and is locked in place with set screw. Set screw should be positioned in the front center of pole because it receives the rosette.

2" & 2¼" wood and resin

2"-2¼" finials

 <p>Catalog page 76</p> <p>1½"L x 2¾"W, 2¾" base, wood</p> <p>225EC</p> <p>\$40.70 ea</p>	 <p>Catalog page 71</p> <p>1½"L x 2¾"W, 2¾" base</p> <p>EC214-1</p> <p>\$66.00 ea</p>	 <p>Catalog page 71</p> <p>3½"L x 4"W, 2¾" base</p> <p>F214-1</p> <p>\$93.50 ea</p>	 <p>Catalog page 71</p> <p>2¼"L x 3½"W, 3" base</p> <p>F214-2</p> <p>\$73.70 ea</p>	 <p>Catalog page 71</p> <p>3¾"L x 4"W, 2¾" base</p> <p>F214-3</p> <p>\$93.50 ea</p>
 <p>Catalog page 71</p> <p>2¾"L x 3½"W, 2¾" base</p> <p>F214-4</p> <p>\$73.70 ea</p>	 <p>Catalog page 72</p> <p>5½"L x 4"W, 2¾" base</p> <p>F214-6</p> <p>\$93.50 ea</p>	 <p>Catalog page 71</p> <p>3¾"L x 4½"W, 3" base</p> <p>F214-7</p> <p>\$93.50 ea</p>	 <p>Catalog page 72</p> <p>4¾"L x 3¼"W, 2¾" base</p> <p>F214-8</p> <p>\$86.90 ea</p>	 <p>Catalog page 72</p> <p>4½"L x 4¾"W, 3" base</p> <p>F214-10</p> <p>\$100.10 ea</p>
 <p>Catalog page 72</p> <p>4"L x 4½"W, 2¾" base, crystal</p> <p>F214-15C</p> <p>\$166.10 ea</p>	 <p>Catalog page 72</p> <p>4"L x 4½"W, 2¾" base</p> <p>F214-15S</p> <p>\$86.90 ea</p>	 <p>Catalog page 73</p> <p>3¾"L x 4½"W (3"Sq), 2¾" base, crystal</p> <p>F214-16C</p> <p>\$166.10 ea</p>	 <p>Catalog page 73</p> <p>3¾"L x 4½"W (3"Sq), 2¾" base</p> <p>F214-16S</p> <p>\$86.90 ea</p>	 <p>Catalog page 73</p> <p>5½"L x 3¾"W, 2½" base, crystal</p> <p>GB2</p> <p>\$200.20 ea</p>
 <p>Catalog page 75</p> <p>6"L x 4"W, 2¾" base, glass</p> <p>GB3</p> <p>\$200.20 ea</p>	 <p>Catalog page 71</p> <p>7¾"L x 2¾"W, 2¾" base</p> <p>REC73</p> <p>\$60.50 ea</p>	 <p>Catalog page 72</p> <p>3"L x 2¾"W, 2½" base</p> <p>RF63</p> <p>\$73.70 ea</p>	 <p>Catalog page 69</p> <p>4¾"L x 5¾"W (4¼"Sq), 2¾" base</p> <p>TFCR214110</p> <p>\$93.50 ea</p>	 <p>Catalog page 69</p> <p>3¼"L x 3½"W, 2¾" base</p> <p>TFCR214121</p> <p>\$93.50 ea</p>
 <p>Catalog page 69</p> <p>4½"L x 4¾"W, 2¾" base</p> <p>TFCR214122</p> <p>\$106.70 ea</p>	 <p>Catalog page 70</p> <p>4¾"L x 4¾"W, 2¾" base</p> <p>TFCR214123</p> <p>\$106.70 ea</p>	 <p>Catalog page 70</p> <p>5"L x 4¾"W, 2¾" base</p> <p>TFCR214124</p> <p>\$106.70 ea</p>	 <p>Catalog page 70</p> <p>5¾"L x 3½"W, 2¾" base</p> <p>TFCR214125</p> <p>\$100.10 ea</p>	 <p>Catalog page 70</p> <p>4¾"L x 5½"W, 3" base</p> <p>TFCR214130</p> <p>\$106.70 ea</p>
 <p>Catalog page 70</p> <p>4¾"L x 5¾"W, 2¾" base</p> <p>TFCR214131</p> <p>\$106.70 ea</p>	 <p>Catalog page 70</p> <p>5¾"L x 4¾"W, 2¾" base</p> <p>TFCR214163</p> <p>\$106.70 ea</p>	 <p>Catalog page 71</p> <p>3¾"L x 4¾"W, 2¾" base, glass</p> <p>TFCR214171</p> <p>\$166.10 ea</p>	 <p>Catalog page 69</p> <p>1"L x 2¾"W, 2¾" base</p> <p>TFCR214190</p> <p>\$66.00 ea</p>	 <p>Catalog page 69</p> <p>1½"L x 3¾"W, 2¾" base</p> <p>TFCR214191</p> <p>\$73.70 ea</p>
 <p>Catalog page 69</p> <p>1¼"L x 4½"W (3¼"Sq), 2¾" base</p> <p>TFCR214192</p> <p>\$66.00 ea</p>	 <p>Catalog page 69</p> <p>1½"L x 5¾"W (3¾"Sq), 2¾" base</p> <p>TFCR214193</p> <p>\$66.00 ea</p>	 <p>Catalog page 69</p> <p>1¾"L x 3"W, 2¾" base</p> <p>TFCR214194</p> <p>\$73.70 ea</p>	 <p>Catalog page 69</p> <p>1¼"L x 3¾"W, 2¾" base</p> <p>TFCR214195</p> <p>\$73.70 ea</p>	 <p>Catalog page 69</p> <p>1½"L x 3"W, 3" base</p> <p>TFCR214196</p> <p>\$73.70 ea</p>



























































2"-2¼" finials

	Catalog page 70 		Catalog page 73 
6½"L x 4"W, 2¼" base		7"L x 3¼"W, 2½" base	
TFC214150		Y10	
\$166.10 ea		\$106.70 ea	

Scan QR codes by each finial to download the
PRODUCT TEAR SHEET
with dimensions & information!







2"-2¼" finials *40% OFF SRP! While Supplies Last. Prices shown reflect 40% off.

	Catalog page 76 		Catalog page 74 		Catalog page 74 		Catalog page 75 		Catalog page 76 
1½"L x 3"W, 3" base, wood (fits 2" diameter pole only)		4¾"L x 4¼"W, 2½" base		4"L x 5"W, 2½" base		3¾"L x 4¾"W, 2½" base		6"L x 3¼"W, 2½" base	
2EC		225MC9		225MC11		225MC13		EP1	
\$22.00 ea		\$51.70 ea		\$51.70 ea		\$51.70 ea		\$55.00 ea	
	Catalog page 76 		Catalog page 72 		Catalog page 72 		Catalog page 72 		Catalog page 71 
5½"L x 3¾"W, 2¾" base		7"L x 4¼"W, 3" base		4¾"L x 4¾"W, 3¾" base		4¾"L x 4"W, 2¾" base		2"L x 3"W, 2¾" base	
EP8		F214-5		F214-9		F214-11		F214-12	
\$55.00 ea		\$58.30 ea		\$55.00 ea		\$47.30 ea		\$36.30 ea	
	Catalog page 73 		Catalog page 72 		Catalog page 74 		Catalog page 74 		Catalog page 75 
4"L x 4¾"W, 2¾" base		4¾"L x 3½"W, 2¾" base		5"L x 3"W, 2½" base, glass		6"L x 3½"W, 2½" base		6"L x 5½"W, 3¼" base	
F214-13		F214-14		GB1		R22569		RD225	
\$55.00 ea		\$51.70 ea		\$58.30 ea		\$51.70 ea		\$55.00 ea	
	Catalog page 74 		Catalog page 75 		Catalog page 75 		Catalog page 76 		Catalog page 73 
6½"L x 3½"W, 2¾" base		7¼"L x 5"W, 2½" base		9½"L x 9¾"W, 2¾" base		2¾"L x 2¾"W, 2½" base		7¼"L x 3"W, 2¾" base	
RF10		RF20		RF21		RF64		RF1000	
\$51.70 ea		\$51.70 ea		\$51.70 ea		\$40.70 ea		\$51.70 ea	
	Catalog page 70 		Catalog page 70 		Catalog page 71 		Catalog page 70 		Catalog page 76 
5½"L x 4½"W, 2¾" base		6¾"L x 4¾"W, 2¾" base		3¾"L x 4¾"W, 2¾" base, glass		3¾"L x 5¾"W, 2¾" base		5½"L x 3½"W, 2¼" base, wood	
TFCR214164		TFCR214165		TFCR214170		TFC214151		W551	
\$55.00 ea		\$51.70 ea		\$91.30 ea		\$83.60 ea		\$116.60 ea	
	Catalog page 74 		Catalog page 75 		Catalog page 74 		Catalog page 75 		Catalog page 74 
3"L x 3¾"W, 2¾" base		5"L x 2¾"W, 2¼" base		7"L x 4½"W, 2¾" base		6½"L x 4¾"W, 2¾" base		5¾"L x 3½"W, 2½" base	
WW9		WW23		WW34-1		WW35		WW47-1	
\$36.30 ea		\$40.70 ea		\$58.30 ea		\$62.70 ea		\$51.70 ea	


2" & 2¼" wood and resin

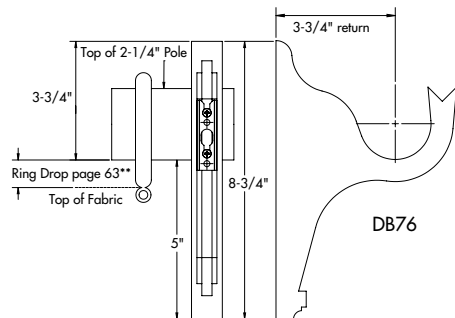
2"-2¼" finials *40% OFF SRP! While Supplies Last. Prices shown reflect 40% off.


Catalog page 73  5½"L x 3¾"W, 2½" base WW51 \$58.30 ea	Catalog page 73  2¾"L x 3½"W, 3½" base WW60-1 \$36.30 ea	Catalog page 74  6½"L x 5¼"W, 2½" base WW70-1 \$62.70 ea	Catalog page 76  4¾"L x 3"W, 3" base, wood WW77 \$40.70 ea	Catalog page 74  5"L x 2¾"W, 2¾" base WW201 \$51.70 ea
--	--	--	---	--

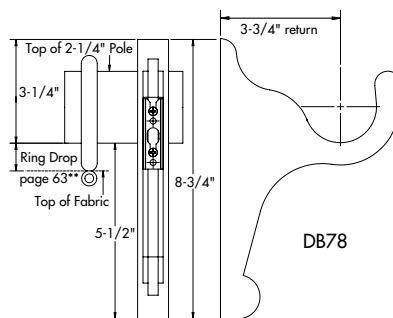
Catalog page 75  5"L x 3¼"W, 2¾" base WW203 \$51.70 ea	Catalog page 73  4"L x 3½"W, 2½" base WW205 \$51.70 ea	Catalog page 73  5¾"L x 3¾"W, 2½" base WW207 \$51.70 ea	Catalog page 75  3¾"L x 2¾"W, 2¾" base WW251 \$47.30 ea
--	--	---	--


2" & 2¼" decorative resin brackets *40% OFF SRP! While Supplies Last. Prices shown reflect 40% off.

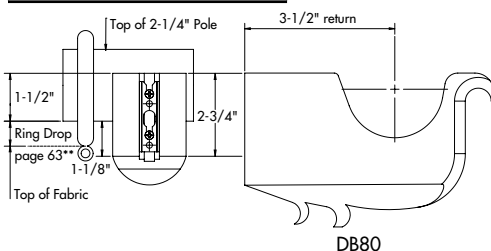
Catalog page 76  resin bracket, single 3¾" return, 1¼"W x 8¾"L backplate DB76 \$54.45 ea
--





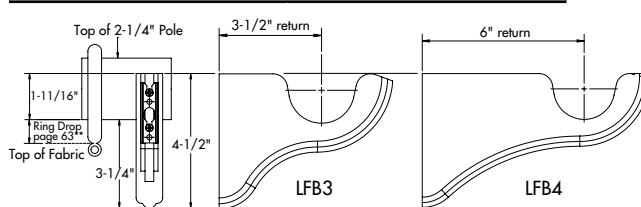
Catalog page 76  resin bracket, single 3¾" return, 1¼"W x 8¾"L backplate DB78 \$54.45 ea
--



Catalog page 76  resin bracket, single 3½" return, 2¾"W x 2¾"L backplate DB80 \$69.30 ea
--




Catalog page 76  resin bracket, single 3½" return, 1"W x 4½"L backplate LFB3 \$33.00 ea	Catalog page 76  resin bracket, single 6" return, 1"W x 4½"L backplate LFB4 \$36.30 ea
---	--

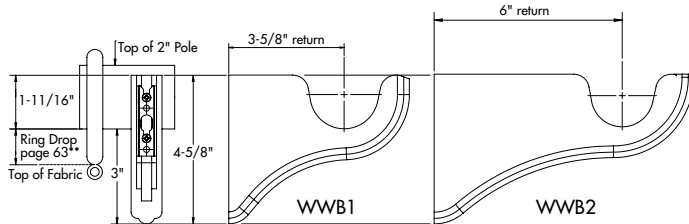



Bracket return measured from wall to center of cradle.

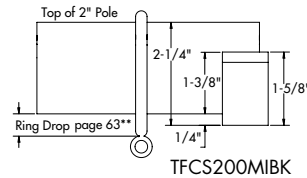
2" & 2¼" wood and resin

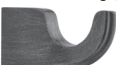

2" brackets *40% OFF SRP! While Supplies Last. Prices shown reflect 40% off.

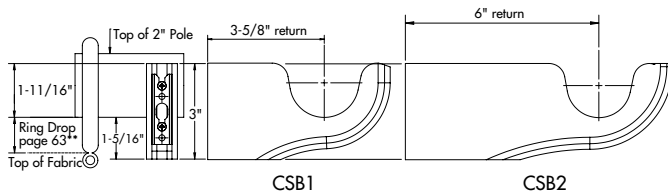
Catalog page 77	Catalog page 77
	
wood bracket, single	wood bracket, single
3½" return, 1"W x 4½"L backplate	6" return, 1"W x 4½"L backplate
WWB1	WWB2
\$29.15 ea	\$33.00 ea




Catalog page 77

2" steel inside mount brackets
1½"H x 2¼"W backplate, 1"Deep, ¼" thick backplate per bracket
TFCS200MIBK
\$65.45 pair

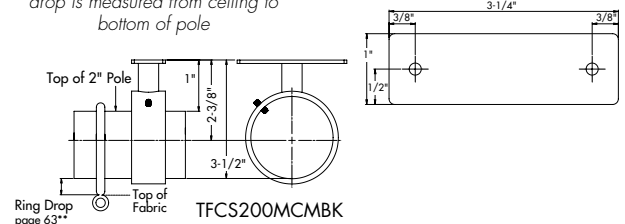




Catalog page 77	Catalog page 77
	
wood bracket, single	wood bracket, single
3½" return, 1"W x 3"L backplate	6" return, 1"W x 3"L backplate
CSB1	CSB2
\$33.00 ea	\$36.30 ea

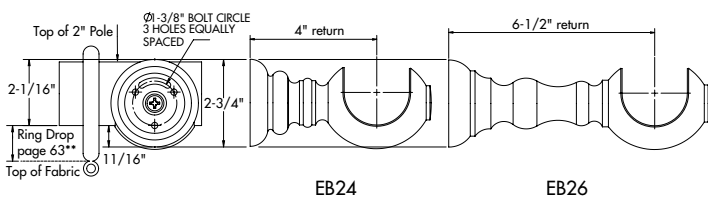



Catalog page 77

2" steel ceiling mount bracket
3¼"W ceiling plate, 3¼"H, 3½" drop
TFC200MCMBK
\$36.30 ea

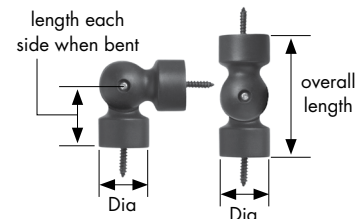
drop is measured from ceiling to bottom of pole



Catalog page 77	Catalog page 77
	
wood bracket, single	wood bracket, single
4" return, 2¼"Dia backplate	6½" return, 2¼"Dia backplate
EB24	EB26
\$33.00 ea	\$36.30 ea



Catalog page 77

2" hinged elbow
2½"Dia, 4½" overall length, 3¼"L each side when bent
TFCR200REL
\$40.15 ea



Bracket return measured from wall to center of cradle.





THE FINIAL COMPANY™

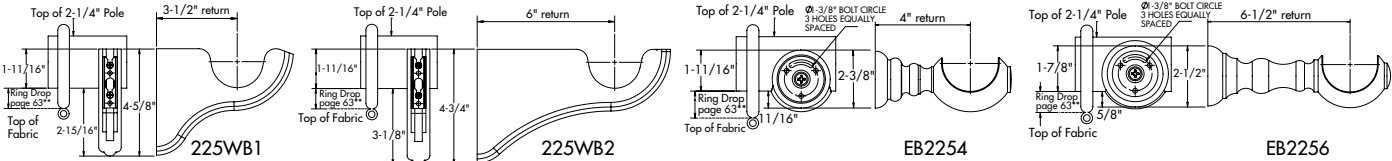
April 1, 2023





59

2" & 2 1/4" wood and resin

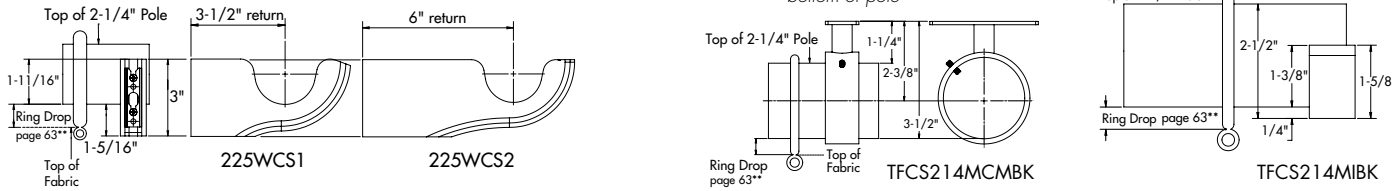
2 1/4" brackets


<p>Catalog page 77</p>  <p>wood bracket, single</p> <p>3 1/2" return, 1"W x 4 3/4"L backplate</p> <p>225WB1</p> <p>\$53.90 ea</p>	<p>Catalog page 77</p>  <p>wood bracket, single</p> <p>6" return, 1"W x 4 3/4"L backplate</p> <p>225WB2</p> <p>\$60.50 ea</p>	<p>Catalog page 77</p>  <p>wood bracket, single</p> <p>4" return, 2 3/8"Dia backplate</p> <p>EB2254</p> <p>\$60.50 ea</p>	<p>Catalog page 77</p>  <p>wood bracket, single</p> <p>6 1/2" return, 2 1/2"Dia backplate</p> <p>EB2256</p> <p>\$66.00 ea</p>
---	---	---	---

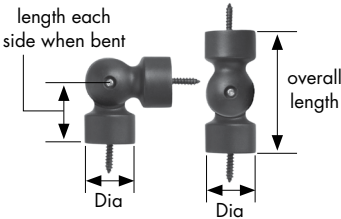


<p>Catalog page 77</p>  <p>wood bracket, single</p> <p>3 1/2" return, 1"W x 3"L backplate</p> <p>225WCS1</p> <p>\$60.50 ea</p>	<p>Catalog page 77</p>  <p>wood bracket, single</p> <p>6" return, 1"W x 3"L backplate</p> <p>225WCS2</p> <p>\$66.00 ea</p>	<p>Catalog page 77</p>  <p>2 1/4" steel ceiling mount bracket</p> <p>3 1/4"W ceiling plate, 3 3/4"H, 3 1/2" drop</p> <p>TFCS214MCMBK</p> <p>\$66.00 ea</p>	<p>Catalog page 77</p>  <p>2 1/4" steel inside mount brackets</p> <p>1 1/2"H x 2 3/4"W backplate, 1"Deep, 1/4" thick backplate per bracket</p> <p>TFCS214MIBK</p> <p>\$119.90 pair</p>
--	--	--	--

**Cannot customize. **Cannot customize.

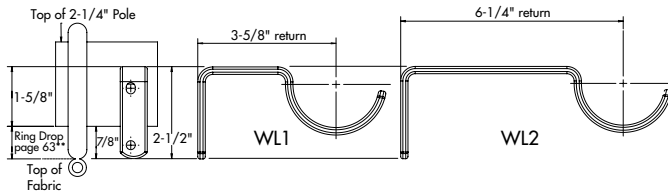




<p>Catalog page 77</p>  <p>2 1/4" hinged elbow</p> <p>2 1/8"Dia, 5" overall length, 3 5/8"L each side when bent</p> <p>TFCR214REL</p> <p>\$73.70 ea</p>

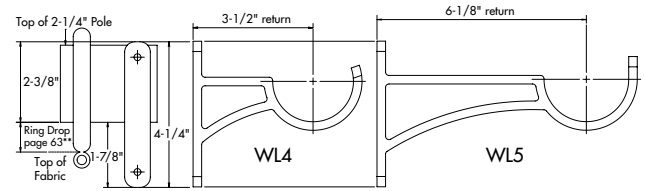




2" & 2¼" steel brackets

 Catalog page 78 steel bracket, single	 Catalog page 78 steel bracket, single
3½" return, ¾"W x 2½"L backplate WL1	6¼" return, ¾"W x 2½"L backplate WL2
\$47.30 ea	\$53.90 ea



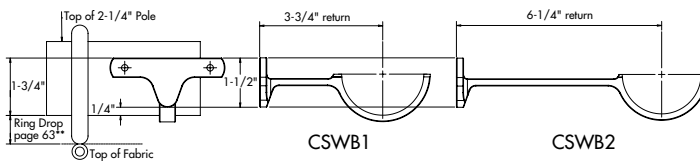
 Catalog page 78 steel bracket, single	 Catalog page 78 steel bracket, single
3½" return, ¾"W x 4¼"L backplate WL4	6½" return, ¾"W x 4¼"L backplate WL5
\$73.70 ea	\$80.30 ea





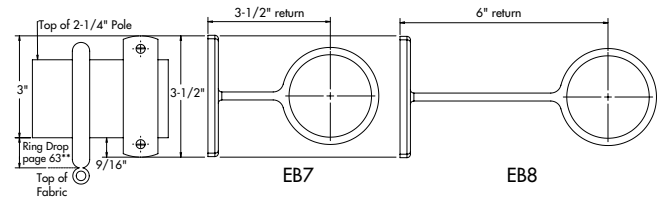
 Catalog page 78 steel bracket, single	 Catalog page 78 steel bracket, single
3¾" return 3½"W x 1½"H backplate CSWB1**	6¼" return, 3½"W x 1½"H backplate CSWB2**
\$73.70 ea	\$80.30 ea

**Cannot customize.

**Cannot customize.

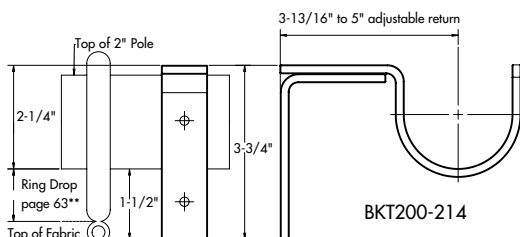


 Catalog page 78 steel eyelet bracket, single	 Catalog page 78 steel eyelet bracket, single
3½" return, 1"W x 3½"L backplate, eyelet 2¾"ID EB7	6" return, 1"W x 3½"L backplate, eyelet 2¾"ID EB8
\$80.30 ea	\$86.90 ea



► For custom steel bracket pricing, see page 46: TBKT (T-bracket), DBL1 (double bracket), BL4 (ceiling mount bracket), and FBKT (single bracket).

 Catalog page 78 adjustable steel bracket, single
3 13/16"-5" return, 1"W x 3¾"L backplate BKT200-214
\$60.50 ea



Bracket return measured from wall to center of cradle.

2" & 2¼" wood and resin

2" & 2¼" diameter wood poles

Catalog page 79


All orders with poles will incur a \$10.00 net packaging fee per order.

Product Information


- Sold in 2 foot increments, 2 foot minimum
- Cut to specified length. Fall off will not be saved or shipped
- Connector screw available for joining two poles for no additional charge
- EZ glide tape included; no charge

Please Specify


- Item number
- Custom pole length
- Finish color
- Connector screw, if needed. *We recommend installing a support bracket at the connection*
- Options, if selected (see below)




Smooth




Grooved



Fluted



Reeded



Wide Reeded

Maximum continuous length: 192 inches (16')

Item Number	Profile	2 FT	4 FT	6 FT	8 FT	10 FT	12 FT	14 FT	16 FT	per 2 FT
-------------	---------	------	------	------	------	-------	-------	-------	-------	----------

2¼" diameter wood poles

225WS	Smooth	\$93.50	\$187.00	\$280.50	\$374.00	\$467.50	\$561.00	\$654.50	\$748.00	\$93.50
225WG	Grooved	\$93.50	\$187.00	\$280.50	\$374.00	\$467.50	\$561.00	\$654.50	\$748.00	\$93.50
225FL	Fluted	\$93.50	\$187.00	\$280.50	\$374.00	\$467.50	\$561.00	\$654.50	\$748.00	\$93.50
225WR	Reeded	\$93.50	\$187.00	\$280.50	\$374.00	\$467.50	\$561.00	\$654.50	\$748.00	\$93.50
225WWR	Wide Reeded	\$93.50	\$187.00	\$280.50	\$374.00	\$467.50	\$561.00	\$654.50	\$748.00	\$93.50

Options

SCREW Pole connector screw	no charge
TFCFEEMITER-EACH Mitered return fee, see page 45	\$80.00 per return
TFCFEEMITER-45 Standard 45° miter cut (for 90° corners), see page 45	\$65.00 per connection
TFCFEEMITER-NON45 Non-45° miter cut (for non-90° corners), see page 45	\$65.00 per connection
TFCFEWCUT Wood cutting fee for more than one cut, see page 45	\$65.00 per cut

Fascia Options

TFCFEEMITER-EACH Mitered return fee, see page 45	\$80.00 per return
TFCFEEBLEND Fascia blending fee, see page 45	\$108.00 per blend
TFCFEEFASCUT Fascia fabrication fee, see page 45	\$65.00 per fascia

2" diameter wood poles *40% OFF SRP! While Supplies Last. Prices shown reflect 40% off.



Item Number	Profile	2 FT	4 FT	6 FT	8 FT	10 FT	12 FT	14 FT	16 FT	per 2 FT
-------------	---------	------	------	------	------	-------	-------	-------	-------	----------

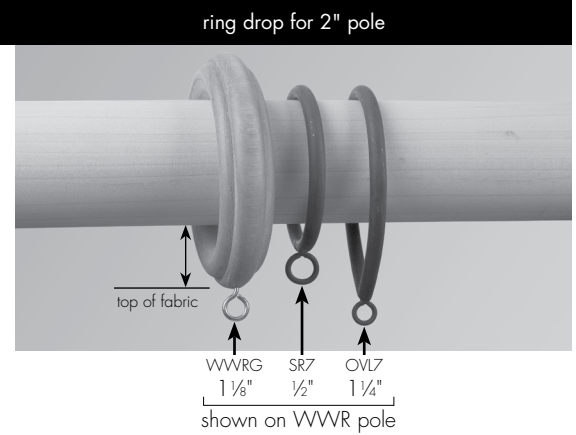
2" diameter wood poles

WWR	Smooth	\$47.30	\$94.60	\$141.90	\$189.20	\$236.50	\$283.80	\$331.10	\$378.40	\$47.30
2WG	Grooved	\$47.30	\$94.60	\$141.90	\$189.20	\$236.50	\$283.80	\$331.10	\$378.40	\$47.30
WWF	Fluted	\$47.30	\$94.60	\$141.90	\$189.20	\$236.50	\$283.80	\$331.10	\$378.40	\$47.30
2WR	Reeded	\$47.30	\$94.60	\$141.90	\$189.20	\$236.50	\$283.80	\$331.10	\$378.40	\$47.30


2" & 2¼" wood and resin

2" rings




Catalog page 79	Catalog page 79
	
smooth steel ring 2¼"ID, 2¾"OD	smooth oval steel ring 2¼"ID, 2¾"OD, 3½"L
SR7	OVL7
\$12.10 ea	\$15.40 ea

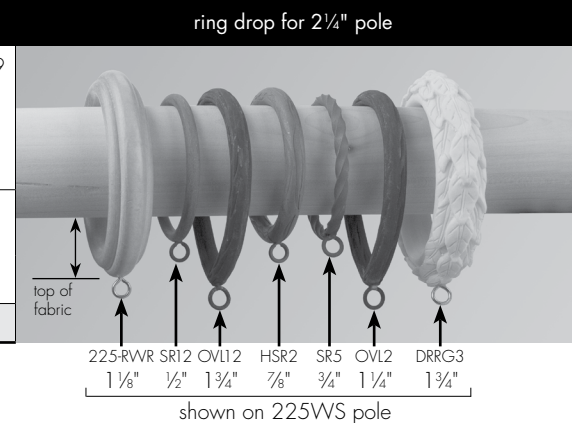



2" rings *40% OFF SRP! While Supplies Last. Prices shown reflect 40% off.

Catalog page 79

fluted wood ring 2¼"ID, 3⅞"OD
WWRG
\$10.45 ea



2" & 2¼" rings

Catalog page 79	Catalog page 79	Catalog page 79
		
fluted wood ring 2¾"ID, 4¼"OD	smooth steel ring 2½"ID, 3"OD	smooth oval steel ring 2½"ID, 3¼"OD, 4"L
225-RWR	SR12	OVL12
\$22.00 ea	\$12.10 ea	\$15.40 ea








Catalog page 79	Catalog page 79
	
twisted steel ring 2⅝"ID, 3"OD	leafy resin ring 3"ID, 4½"OD
SR5	DRRG3
\$12.10 ea	\$29.70 ea

2" & 2¼" rings *40% OFF SRP! While Supplies Last. Prices shown reflect 40% off.



Catalog page 79	Catalog page 79
	
hammered steel ring 2½"ID, 3¼"OD	hammered oval steel ring 2½"ID, 3½"OD, 4"L
HSR2	OVL2
\$12.10 ea	\$12.10 ea

2" & 2¼" wood and resin


batons			Catalog page 80
			
steel baton, specify finish, ⅜"Dia			
SBTN	specify length up to 60"	\$66.00 ea	
SBTN60	specify length over 60" up to 96"	\$99.00 ea	
			
fiberglass baton, white only, ⅜"Dia			
FBTN	specify length up to 48"	\$55.00 ea	
			
acrylic baton, clear only, ⅜"Dia			
ABTN-36	available in 36"	\$49.50 ea	
ABTN-48	available in 48"	\$55.00 ea	
			
wood baton, specify finish, ⅜"Dia			
WBTN	specify length up to 48"	\$66.00 ea	

EZ glide tape	
	
½"W	
Included with pole order. Allows rings and grommets to slide effortlessly across the drapery rod without damaging the finish.	
no charge	

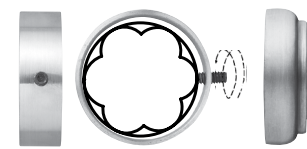
batons *40% OFF SRP! While Supplies Last. Prices shown reflect 40% off.

			
wood baton, specify finish, ⅝"Dia, handle: 6⅞"L x 1¼"Dia			
EPBTN-1	specify length up to 48"	\$55.00 ea	
			
wood baton, specify finish, ⅝"Dia, handle: 5¾"L x 1½"Dia			
EPBTN-2	specify length up to 48"	\$55.00 ea	

2¼" metal band for rosettes






attach any rosette to the front of a 2¼" pole; rosettes sold separately	
Catalog page 80	
front view	side view
	
2¼"Dia metal band for use with 2¼" pole only	
MB214	
\$40.15 ea	


Installation Tip:




Metal band slides onto pole and is locked in place with set screw. Set screw should be positioned in the front center of pole because it receives the rosette.


3" finials

Catalog page 82	Catalog page 83	Catalog page 84	Catalog page 82	Catalog page 83
				
1 1/8"L x 3 3/4"W, 3 3/4" base, wood	8 1/4"L x 4 1/2"W, 4" base	6 1/4"L x 4 3/8"W, 3 1/2" base	5 1/2"L x 3 3/4"W, 3 3/4" base	4 1/8"L x 4 1/4"W, 3 3/8" base, crystal
3EC	3RY10	F300-1	F300-2	F300-4C
\$53.90 ea	\$119.90 ea	\$106.70 ea	\$106.70 ea	\$187.00 ea

Catalog page 83	Catalog page 82	Catalog page 82	Catalog page 82	Catalog page 82
				
4 1/8"L x 4 1/4"W, 3 3/8" base	5 3/8"L x 5 1/4"W, 3 3/4" base	5 1/4"L x 5 3/8"W, 3 3/4" base	5"L x 6"W, 3 3/4" base	1 1/4"L x 3 3/4"W, 3 3/4" base
F300-4S	TFCR300124	TFCR300130	TFCR300131	TFCR300190
\$106.70 ea	\$126.50 ea	\$126.50 ea	\$126.50 ea	\$80.30 ea






Catalog page 82

1 1/2"L x 5 1/2"W (3 3/8"Sq), 3 3/4"Sq base
TFCR300192
\$80.30 ea






Scan QR codes by each finial to download the
PRODUCT TEAR SHEET
with dimensions & information!



3" finials *40% OFF SRP! While Supplies Last. Prices shown reflect 40% off.

Catalog page 84	Catalog page 83	Catalog page 84	Catalog page 83	Catalog page 84
				
3"L x 5 1/2"W, 3 1/2" base	4"L x 4"W, 3 3/8" base	8 1/2"L x 6 1/2"W, 3 3/4" base	7 1/4"L x 4"W x 3 1/4" base	11 1/4"L x 7 1/4"W, 3 3/8" base
3MC11	3R9	3R35	3RF10	3RF20
\$55.00 ea	\$58.30 ea	\$72.60 ea	\$62.70 ea	\$66.00 ea


Catalog page 83	Catalog page 84	Catalog page 82	Catalog page 83	Catalog page 84
				
7"L x 5 1/2"W, 3 3/4" base	8"L x 4 1/2"W, 3 1/2" base	1 1/2"L x 3 3/4"W, 3 3/4" base	3 3/8"L x 4 1/2"W, 3 3/8" base	7"L x 4"W, 3 1/4" base
3RF86	3W100	EC300-1	F300-3	F513
\$62.70 ea	\$66.00 ea	\$40.70 ea	\$62.70 ea	\$62.70 ea

Catalog page 83	Catalog page 84	Catalog page 82	Catalog page 83	Catalog page 83
				
8 1/2"L x 5 1/2"W, 3 1/2" base	7 3/4"L x 7"W, 4" base	3 3/4"L x 4 1/4"W, 3 3/8" base	5 1/2"L x 3 3/4"W, 3 3/4" base	7 1/2"L x 4 1/8"W, 3 3/8" base
R369	RD3	TFCR300121	WW26-1	WW75
\$62.70 ea	\$62.70 ea	\$62.70 ea	\$62.70 ea	\$66.00 ea

3" wood and resin

3" brackets

Catalog page 85




resin bracket, single

4¼" return,
1"W x 4¼"L backplate

3LFB1

\$73.70 ea

Catalog page 85




resin bracket, single

6" return,
1"W x 5½"L backplate

3LFB2

\$80.30 ea

Catalog page 85

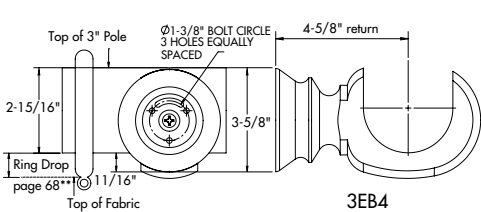
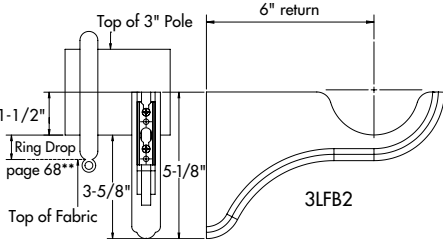
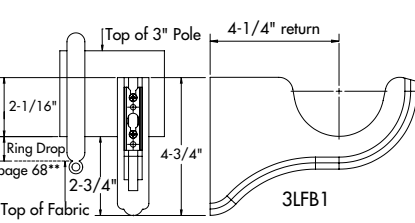


wood bracket, single


4½" return,
3⅝"Dia backplate

3EB4

\$86.90 ea



Catalog page 85




wood bracket, single

4½" return,
1 ⅞"W x 4⅞"L backplate

3WB1

\$60.50 ea

Catalog page 85




wood bracket, single

5⅞" return,
1 ⅞"W x 4⅞"L backplate

3WB2

\$66.00 ea

Catalog page 85

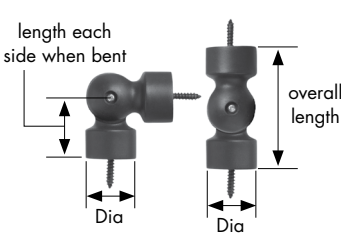
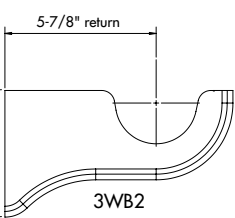
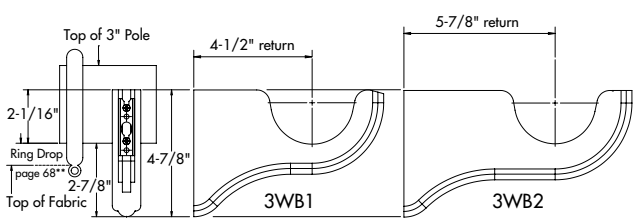


3" hinged elbow


3"Dia, 4⅞" overall length,
4"L each side when bent

3-LELB

\$106.70 ea



Catalog page 85




steel bracket, single

3½" return,
¾"W x 3⅝"L backplate

3L5

\$80.30 ea

Catalog page 85

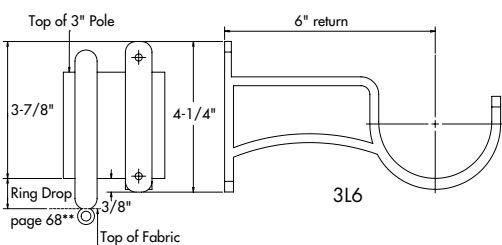
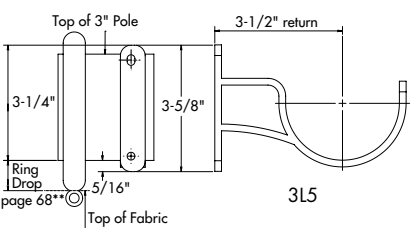


steel bracket, single

6" return,
¾"W x 4¼"L backplate

3L6

\$86.90 ea




► For custom steel bracket pricing, see page 46: TBKT (T-bracket), DBL1 (double bracket), BL4 (ceiling mount bracket), and FBKT (single bracket).

Bracket return measured from wall to center of cradle.

3" brackets

Catalog page 85

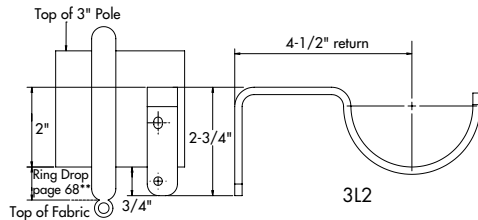


steel bracket, single


4 1/2" return,
3/4"W x 2 3/4"L backplate

3L2

\$53.90 ea



Catalog page 85

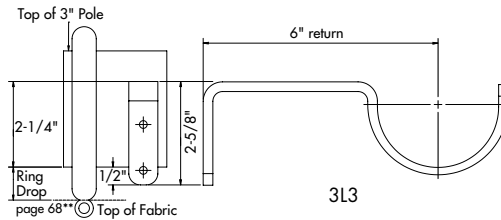


steel bracket, single

6" return,
3/4"W x 2 3/4"L backplate

3L3

\$60.50 ea



3" brackets *40% OFF SRP! While Supplies Last. Prices shown reflect 40% off.

Catalog page 85

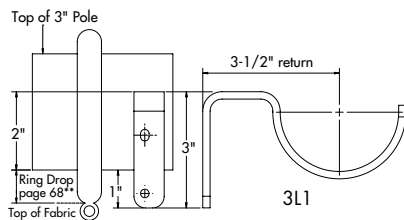


steel bracket, single

3 1/2" return,
3/4"W x 3"L backplate

3L1

\$29.70 ea



Catalog page 85

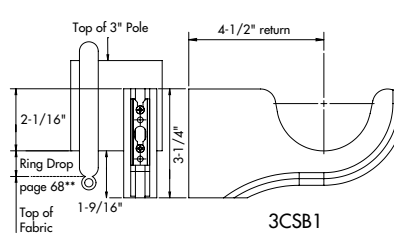


wood bracket, single


4 1/2" return,
1 1/8"W x 3 1/4"L backplate

3CSB1

\$36.30 ea



Catalog page 85

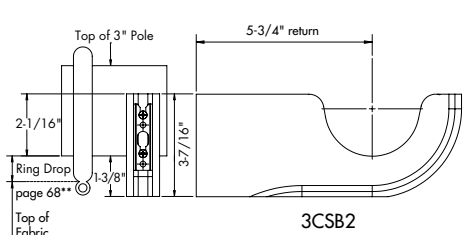


wood bracket, single


5 3/4" return,
1 1/8"W x 3 3/8"L backplate

3CSB2

\$40.15 ea



Catalog page 85

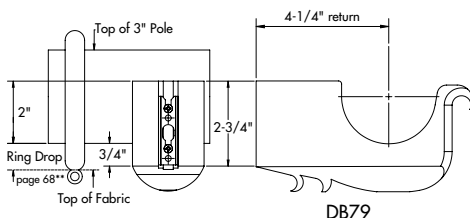


resin bracket, single


4 1/4" return,
2 7/8"W x 2 3/4"L backplate

DB79

\$72.60 ea



Catalog page 85



resin bracket, single

3 1/2" return,
2 7/8"W x 8 3/4"L backplate

DB77

\$72.60 ea

► For custom steel bracket pricing, see page 46: TBKT (T-bracket), DBL1 (double bracket), BL4 (ceiling mount bracket), and FBKT (single bracket).

Bracket return measured from wall to center of cradle.

3" wood and resin

3" diameter poles

Catalog page 87


All orders with poles will incur a \$10.00 net packaging fee per order.

Product Information

- Sold in 2 foot increments, 2 foot minimum
- Cut to specified length. Fall off will not be saved or shipped
- Connector screw available for joining two poles for no additional charge
- EZ glide tape included; no charge

Please Specify

- Item number
- Custom pole length
- Finish color or stain
- Connector screw, if needed. *We recommend installing a support bracket at the connection*
- Options, if selected (see below)



Smooth

Grooved

Reeded

Maximum continuous length: 192 inches (16')

Item Number	Profile	2 FT	4 FT	6 FT	8 FT	10 FT	12 FT	14 FT	16 FT	per 2 FT
3SM	Smooth	\$166.10	\$332.20	\$498.30	\$664.40	\$830.50	\$996.60	\$1,162.70	\$1,328.80	\$166.10
3GR	Grooved	\$166.10	\$332.20	\$498.30	\$664.40	\$830.50	\$996.60	\$1,162.70	\$1,328.80	\$166.10
3RD	Reeded	\$166.10	\$332.20	\$498.30	\$664.40	\$830.50	\$996.60	\$1,162.70	\$1,328.80	\$166.10

Options




SCREW Pole connector screw	no charge
TFCFEEMITER-EACH Mitered return fee, see page 45	\$80.00 per return
TFCFEEMITER-45 Standard 45° miter cut (for 90° corners), see page 45	\$65.00 per connection
TFCFEEMITER-NON45 Non-45° miter cut (for non-90° corners), see page 45	\$65.00 per connection
TFCFEWCUT Wood cutting fee for more than one cut, see page 45	\$65.00 per cut

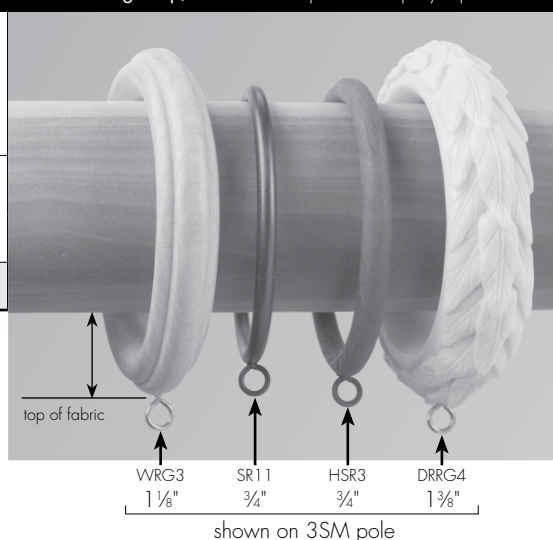
Fascia Options

TFCFEEMITER-EACH Mitered return fee, see page 45	\$80.00 per return
TFCFEEBLEND Fascia blending fee, see page 45	\$108.00 per blend
TFCFEFASCUT Fascia fabrication fee, see page 45	\$65.00 per fascia


3" rings

ring drop/distance from pole to drapery top:



Catalog page 86 	Catalog page 86 	Catalog page 86 
fluted wood ring 3 1/2"ID, 5 1/8"OD	smooth steel ring 3 1/2"ID, 4"OD	leafy resin ring 3 1/2"ID, 5 1/4"OD
WRG3	SR11	DRRG4
\$27.50 ea	\$14.30 ea	\$35.20 ea




3" rings *40% OFF SRP! While Supplies Last. Prices shown reflect 40% off.



Catalog page 86 
hammered steel ring 3 3/4"ID, 4 1/4"OD
HSR3
\$18.15 ea

3" wood and resin






batons Catalog page 87		
		
steel baton, specify finish, 3/8"Dia		
SBTN	specify length up to 60"	\$66.00 ea
SBTN60	specify length over 60" up to 96"	\$99.00 ea
		
fiberglass baton, white only, 3/8"Dia		
FBTN	specify length up to 48"	\$55.00 ea
		
acrylic baton, clear only, 3/8"Dia		
ABTN-36	available in 36"	\$49.50 ea
ABTN-48	available in 48"	\$55.00 ea
		
wood baton, specify finish, 3/8"Dia		
WBTN	specify length up to 48"	\$66.00 ea






EZ glide tape	
	
1/2"W	
Included with pole order. Allows rings and grommets to slide effortlessly across the drapery rod without damaging the finish.	
no charge	


batons *40% OFF SRP! While Supplies Last. Prices shown reflect 40% off.






		
wood baton, specify finish, 5/8"Dia, handle: 6 1/8"L x 1 1/4"Dia		
EPBTN-1	specify length up to 48"	\$55.00 ea
		
wood baton, specify finish, 5/8"Dia, handle: 5 3/4"L x 1 1/2"Dia		
EPBTN-2	specify length up to 48"	\$55.00 ea






rosettes






rosettes				
 Catalog page 89	 Catalog page 89	 Catalog page 90	 Catalog page 89	 Catalog page 89
2"Dia, brass EC3	1¼"Dia, steel EC4	3¾"Dia, steel R-22	2¾"Dia, resin REC73	1¾"Dia, resin RF4
\$86.90 ea	\$53.90 ea	\$60.50 ea	\$60.50 ea	\$47.30 ea






 Catalog page 90	 Catalog page 91	 Catalog page 90	 Catalog page 90	 Catalog page 89
3¾"Dia, resin ROS-1S	6"Dia, resin ROS-5	3"Sq, 4¼"Diagonal, crystal ROS-6C	3"Sq, 4¼"Diagonal, resin ROS-6S	2"Dia, steel SEC-2
\$66.00 ea	\$106.70 ea	\$93.50 ea	\$66.00 ea	\$53.90 ea

 Catalog page 89
1½"Dia, steel SEC-125
\$47.30 ea






rosettes *40% OFF SRP! While Supplies Last. Prices shown reflect 40% off.				
 Catalog page 90	 Catalog page 89	 Catalog page 91	 Catalog page 91	 Catalog page 89
4½"Dia, resin R-2	4¼"Dia, resin R5	5"Dia, resin R8	4¾"Sq, 7"Diagonal, resin R10	4"Dia, resin R11
\$33.00 ea	\$33.00 ea	\$33.00 ea	\$33.00 ea	\$33.00 ea

 Catalog page 89	 Catalog page 89	 Catalog page 91	 Catalog page 89	 Catalog page 90
3¾"Dia, resin R15	3"Dia, steel R-16	4¼"Dia, steel R-17	3½"Dia, resin R18	2¾"Dia, steel R-21
\$33.00 ea	\$33.00 ea	\$36.30 ea	\$33.00 ea	\$33.00 ea

 Catalog page 89	 Catalog page 90	 Catalog page 90	 Catalog page 90	 Catalog page 90
3½"Dia, steel R23	3"Dia, resin R24	3"Dia, resin R64	3"Dia, resin R65	4½"Dia, resin R73
\$33.00 ea	\$33.00 ea	\$33.00 ea	\$33.00 ea	\$33.00 ea


 Catalog page 91	 Catalog page 91	 Catalog page 89	 Catalog page 90	 Catalog page 89
5½"Dia, brass R101	5¼"Dia, steel R-107	4½"Dia, resin REP1	4¼"Dia, resin RMC11	3¾"Dia, resin RMC13
\$44.00 ea	\$44.00 ea	\$33.00 ea	\$33.00 ea	\$33.00 ea

rosettes *40% OFF SRP! While Supplies Last. Prices shown reflect 40% off.

 Catalog page 90	 Catalog page 90	 Catalog page 91	 Catalog page 91	 Catalog page 89
3¾"Dia, crystal	4"Dia, resin	5"Dia, resin	5¾"Dia, resin	1¼"Dia, steel
ROS-1C	ROS-2	ROS-3	ROS-4	R-RND
\$51.70 ea	\$36.30 ea	\$36.30 ea	\$36.30 ea	\$18.15 ea

 Catalog page 89
4¼"Dia, wood
WR30
\$36.30 ea


metal bands for rosettes

 Catalog page 92
attaches rosette to front of pole
1"Dia metal band for use with 1" pole
MB100
\$26.95 ea
1⅝"Dia metal band for use with 1⅝" pole
MB138
\$33.55 ea
2¼"Dia metal band for use with 2¼" pole
MB214
\$40.15 ea






Attach any rosette to the front of a pole. Metal band slides onto pole and is locked in place with set screw. Set screw should be positioned in the front center of pole because it receives the rosette. Rosettes sold separately.

rosette brackets

 Catalog page 92
steel brackets
2½" projection
BL25
\$9.35 ea
3½" projection
BL3
\$9.35 ea
6" projection
BL6
\$9.35 ea


rosette posts *40% OFF SRP! While Supplies Last. Prices shown reflect 40% off.

 Catalog page 92	 Catalog page 92
steel posts	wood posts
2½" projection	2½" projection
NBL2	WTBS2
\$14.85 ea	\$22.00 ea
3½" projection	4¼" projection
NBL4	WTBS4
\$14.85 ea	\$22.00 ea
6" projection	6" projection
NBL6	WTBS6
\$14.85 ea	\$22.00 ea



tiebacks		
<div>Catalog page 93</div> <div></div>	<div>Catalog page 93</div> <div></div>	<div>Catalog page 93</div> <div></div>
9½"L x 5" projection	10"L x 4¼"W	4½"L x 1¼" projection
STBA7	STB	TTBH-1
\$93.50 ea	\$60.50 ea	\$60.50 ea

►specify left or right (shown)

tiebacks ***40% OFF SRP! While Supplies Last. Prices shown reflect 40% off.**

<div>Catalog page 93</div> <div></div>
3½"L x 1¼" projection
TTBH-2
\$40.70 ea

custom steel tiebacks

<div>Catalog page 93</div> <div></div>	<div>Catalog page 93</div> <div></div>
6"L back arm x 4½"L front arm, 4½" projection	8"L back arm x 8"L front arm, 6½" projection
TBA	STBA1
\$47.30 ea	\$166.10 ea

Shown L651 rosette, tip mount
Rosettes sold separately.



Shown with R73 rosette, face mount
Rosettes sold separately.

Attach finial or rosette of choice to face or tip of STBA1 or TBA. Add the following upCharge. *Finials and rosettes sold separately.*




TFCFEE-DRILL Drill and tap fee (for any finial or rosette)	\$15.00 ea
TFCFEE-SWELD Spot weld fee (for steel finial or rosette only)	\$15.00 ea
Screw on tip mount	no charge

specify if "face" mount or "tip" mount

standard crests Attach to pole with L-bracket or attach to wall with custom H-bracket.

Catalog page 94	Catalog page 94
	
20"W x 8 3/4"H	16 1/2"W x 7 1/4"H
C1	C7
\$126.50 ea	\$126.50 ea

standard crests *40% OFF SRP! While Supplies Last. Prices shown reflect 40% off.

Catalog page 94	Catalog page 94	Catalog page 94
		
23 7/8"W x 9"H	26 1/4"W x 7 1/2"H	27 1/2"W x 15 1/4"H
C2	C6	C8
\$90.75 ea	\$69.30 ea	\$90.75 ea

standard crest installation methods

Pole Mount

L-bracket attaches standard crest to top of pole.

Note: L-bracket included with standard crest.

Custom Wall Mount

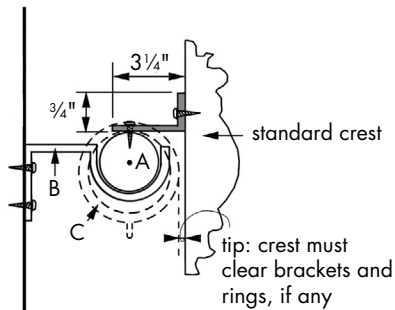
custom H-bracket attaches crest to wall independently of drapery hardware.

HBKT Custom h-bracket	\$72.60 ea
--------------------------	------------

Traverse Fascia Mount

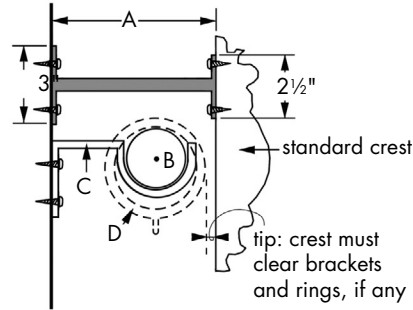
required crest block attaches crest to corded or motorized traverse with fascia.

Crest block	\$33.00 ea
-------------	------------



please specify:

- A. pole size and profile.
- B. bracket and return (distance from wall to center of cradle).
- C. ring, if any.



please specify:

- A. return (distance from wall to back of crest)
- if crest is being installed with drapery hardware, please also specify:
- B. pole size and profile.
 - C. pole bracket and return (distance from wall to center of cradle).
 - D. ring, if any.

TFCFEE-CBKT Custom bracket modifications fee for brackets over 8"	\$25.00 ea
---	------------

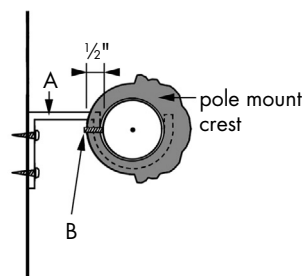
please note:

Attaching fabric panels to the standard crest is not advised. All fabric treatments, whether swags or drapery panels, need to be installed independently of the custom H-bracket, as it is only meant to hold the weight of a standard crest.

pole mount crests slide onto pole; cannot be wall mounted
***40% OFF SRP! While Supplies Last. Prices shown reflect 40% off.**

Catalog page 94	Catalog page 94
	
14 3/4"W x 6"H pole mount only	10 7/8"W x 4 1/4"H pole mount only
C3	C4
\$90.75 ea	\$69.30 ea

pole mount crest installation method
 pole mount crest slides onto pole



Set screw (B) holds crest in place. Be sure the return (distance from wall to center of cradle) on your pole brackets (A) allow the back of the crest to clear the wall and other objects.

please note:

- pole brackets (A) cannot be installed where the pole mount crest is positioned (if center support bracket is needed, it will be to the side(s) of the crest).
- rings will not fit behind pole mount crest.

R-TEC Automation[®] motorized traverse systems



R-TEC AUTOMATION® by Rowley®

unrivaled design

R-TEC Automation® products are meticulously designed to combine beauty, form and function with superior performance.

uncompromising quality & service

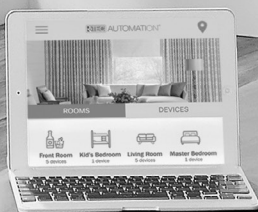
Our products have been designed and tested to meet the highest industry standards. We proudly stand behind our products by providing expert services to support you along with a motor backed by a 5 year warranty to protect your client's investment.

intuitive programming

R-TEC Smart Controls offer modern design and lifestyle options with easy programming and the ability to integrate with the latest smart home solutions. The R-TEC Automation® Hub and App solution is designed to control window treatments directly from a smartphone or mobile device and is easily integrated with voice control systems for a more personalized experience.

unsurpassed value

Provide your clients with innovative window treatment solutions that fit their budget expectations with R-TEC Automation® drapery and shade systems that offer unrivaled design, uncompromising quality and service, and intuitive control options at exceptional price points.



R-TEC Automation® 1³/₈" metal motorized traverse systems

1³/₈" metal motorized traverse systems

Traverse Collection Catalog page 6

LHON BATTERY OR 110v AC/DC POWER, RIPPLEFOLD OR PINCH PLEAT | AVAILABLE IN 1³/₈" DIAMETER



single traverse system, wall mount

- wall bracket: 3 1/2" or 6" return options
- traverse system includes track, motor, power option, drive belt & clips, pulleys, pendants, brackets, glides, master carriers, round end caps and a Push5 handheld or wall mount remote
- modern metal & metal collection finials and additional remote options sold separately



double traverse system, wall mount

- wall bracket: 3" and 7 1/2" returns
- traverse system includes tracks, motors, power options, drive belt & clips, pulleys, pendants, brackets, glides, master carriers, round end caps and a Push5 handheld or wall mount remote
- modern metal & metal collection finials and additional remote options sold separately



single traverse system, ceiling mount

- ceiling bracket: 3 11/16" drop
- traverse system includes track, motor, power option, drive belt & clips, pulleys, pendants, brackets, glides, master carriers, round end caps and a Push5 handheld or wall mount remote
- modern metal & metal collection finials and additional remote options sold separately



double traverse system, ceiling mount

- ceiling bracket: 4" drop, 4 1/2" between centers of tracks
- traverse system includes tracks, motors, power options, drive belt & clips, pulleys, pendants, brackets, glides, master carriers, round end caps and a Push5 handheld or wall mount remote
- modern metal & metal collection finials and additional remote options sold separately



single traverse system, low-profile ceiling mount

- ceiling bracket: 1 1/2" drop
- traverse system includes track, motor, power option, drive belt & clips, pulleys, pendants, brackets, glides, master carriers, round end caps and a Push5 handheld or wall mount remote
- modern metal & metal collection finials and additional remote options sold separately

R-TEC Automation® 1 3/8" metal motorized traverse systems

INCLUDED IN SYSTEM: R-TEC AUTOMATION® METAL TRAVERSE TRACK, ROUND METAL END CAPS, BRACKETS, COMPONENTS, MOTOR, POWER OPTION & PUSH5 HANDHELD OR WALL MOUNT REMOTE



R-TEC Automation® slim drapery motor RTMLDSS50

- slim motor, 1 per metal traverse track
- maximum drapery weight: 77 lbs
- maximum track length: 24'
- power option: li-ion battery (includes battery charger & USB cable) or 110v AC/DC power transformer (includes 10' cord with 3 conductor male plug)
- motor can be mounted on right or left for center draw
- available in white
- 5 year warranty

R-TEC metal traverse track

- track sold in 1 foot increments, 4' minimum
- maximum continuous length is 12' (select finishes); spliced lengths up to 24' (maximum of 2 splices per metal traverse track system)
- available in all finishes shown on page 79

power options



RTMLDSSB
li-ion battery



RTMLDSSBC
battery charger



RTMLDSSUSB
USB charger cable



RTMDSSPT
110v AC/DC power transformer 10' (plug included)




R-TEC Automation® Push5 handheld remote with wall mount

(5 channel)

- 4 3/4"H x 2"W x 3/8"D
- 1 remote control per system
- range: 65'
- programmable Favorite Position to set your favorite drapery position
- available in off-white

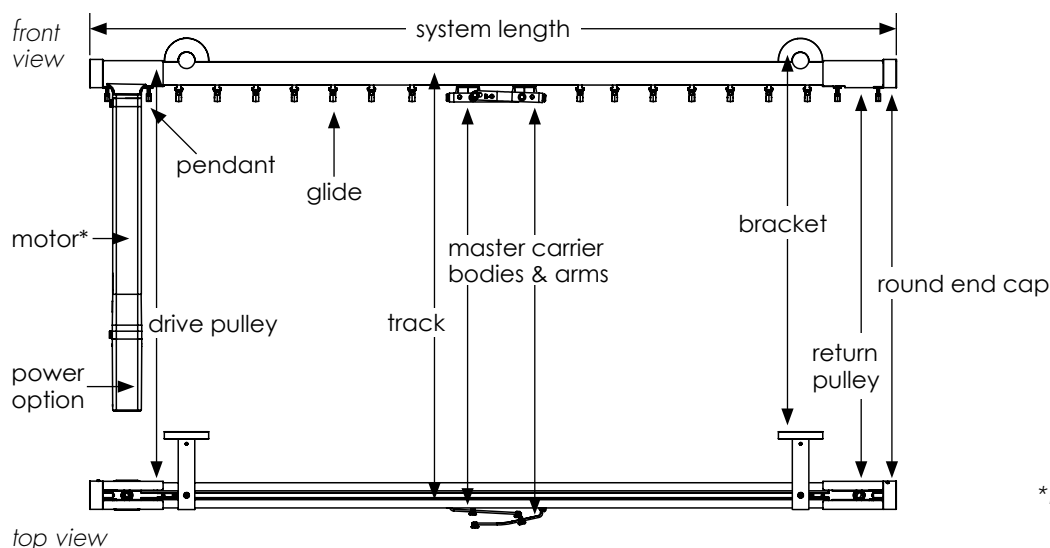
Motor Weight Capacity

	Motor	maximum drapery weight per total length of system (lbs)			
		18' or less	20'	22'	24'
 R-TEC AUTOMATION®	Slim Drapery Motor	77	77	77	77

Note: 77 lbs. is for single or double systems (combined panel weight for double system) Capacity ratings are based on internal system friction only. External loads caused by fabric friction, drag, or obstructions will adversely affect pulling capacity or stop motor due to resistance.

Motorized Traverse System

includes motor(s) with power option(s), track(s) with components, round end caps, brackets and a Push5 channel handheld or wall mount remote (1 per system)



**motor cannot be top mounted*

R-TEC Automation® 1³/₈" metal motorized traverse systems

System Features	R-TEC Automation® Slim Drapery Motor
System Features	
center draw or one-way draw available	X
White or Bronze track, components and brackets available	X
track maximum length	24'
maximum number of track splices	2
Motor Features	
battery power option	X
motor cord length as purchased	10' (custom length up to 20' available)
2-way RF communication	X
adjustable speed	X
preferred open / close position	X
favorite position	X
obstruction detection	X
manual override	X
quiet operation	X
soft start / stop	X
average linear speed	5.5" (14 cm)/sec
motorized track noise level	44 dB
maximum weight	77 lbs
motor unit can be installed on either end of track	X
Control Options	
sun control	X
digital technology	ARC™
Solar Power	X
Installation Features	
programming buttons on motor unit	X
power supply	li-ion battery or 110v AC/DC power transformer
amperage	1.3 A
power consumption	20 W
power cable type	3 conductor male plug
Standard Accessories included with system	
Push5 handheld or wall mount remote (remote control; white)	X
Carrier Features	
White or Bronze pinch pleat glides	X
White or Bronze Ripplefold glides (choose 60%, 80%, 100%, or 120% fullness)	X

Additional R-TEC Smart Controls

can be ordered at additional cost



RTMHUB2
R-TEC Hub
2-way RF; Wi-Fi built in
• 4½"H x 1¼"W x 4½"D
• range: 60'



RTMHR1C
handheld or wall mount remote, 1 channel
• 5¾"H x 1¼"W x ½"D
• range: 65'
• available in white



RTMHR5C
Push5 handheld or wall mount remote, 5 channel
• 4¾"H x 2"W x ¾"D
• range: 65'
• available in off-white



RTMHRP15C (/K)
Push15 handheld or wall mount remote, 15 channel
• 4¾"H x 2"W x ¾"D
• range: 65'
• available in white or black



RTMHR15C
handheld or wall mount remote, 15 channel
• 5¾"H x 1¼"W x ½"D
• range: 65'
• available in white



RTMWSR5C
surface mount wall switch
5 channel
• 4½"H x 2¾"W x 7/8"D
• range: 65'
• available in white



RTMWCR1C RTMWCR2C RTMWSR15C
cut-in wall mount switch, 1, 2 or 15 ch
• 4½"H x 2¾"W x 1"D
• range: 65'
• available in white
• RTMSMB/W required for installation



RTMISS
interior sun sensor
• 1¾"H x 1¾"W x 5/8"D
• range: 65'
• available in white



RTMUSR
ARC USB signal repeater
• 2"L x 2½"L with USB x 1½"W
• extends the wireless range of the R-TEC Hub and remotes up to 60'
• maximum 2 repeaters per system or network
• available in white (color may vary)



RTMLDSSBC
wall charger for USB signal repeater
• 1½"W x 1½"L
• available in white (color may vary)



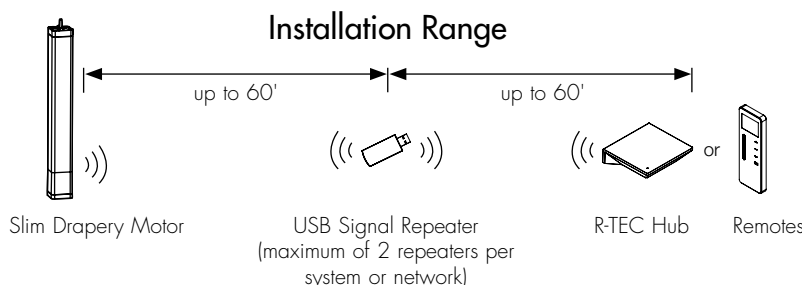
RTMSOLAR2
solar panel battery charger
• 4½"H x 12½"W x 1¾"D
• includes l-bracket, cables & fastener

R-TEC Automation® App - Control your window coverings with a smartphone or tablet
Our App enables simple, intuitive control and system configuration from your smartphone or tablet.

bit.ly/R-TEC-Automation-Rowley

bit.ly/R-TEC-Automation-Rowley-Android

Pair the R-TEC Hub and App with these systems (not sold by Rowley):



R-TEC Automation® 1 3/8" metal motorized traverse systems

1 3/8" metal motorized traverse systems

Continuous lengths up to 12' and spliced lengths up to 24'

Traverse Collection Catalog
page 4-9

Orders with R-TEC motorized traverse systems will incur a \$25 packaging fee. Orders that contain a Li-ion battery will be charged a \$25.00 shipping surcharge.

LI-ION BATTERY OR 110v AC/DC POWER, RIPLEFOLD OR PINCH PLEAT

Systems are sold in 1 ft increments

Item #	Dia.	4'	5'	6'	7'	8'	9'	10'	11'	12'	price per ft
--------	------	----	----	----	----	----	----	-----	-----	-----	--------------

single traverse system, wall mount, 3 1/2" return (includes track, motor, power option, brackets, round end caps, 5 channel remote & components)

CSRTFCM138400	1 3/8"	\$1,669.80	\$1,756.70	\$1,843.60	\$1,930.50	\$2,017.40	\$2,104.30	\$2,191.20	\$2,278.10	\$2,365.00	\$86.90
---------------	--------	------------	------------	------------	------------	------------	------------	------------	------------	------------	---------

single traverse system, wall mount, 6" return (includes track, motor, power option, brackets, round end caps, 5 channel remote & components)

CSRTFCM138401	1 3/8"	\$1,753.40	\$1,850.20	\$1,947.00	\$2,043.80	\$2,140.60	\$2,237.40	\$2,334.20	\$2,431.00	\$2,527.80	\$96.80
---------------	--------	------------	------------	------------	------------	------------	------------	------------	------------	------------	---------

double traverse system, wall mount (includes tracks, motors, power options, brackets, round end caps, 5 channel remote & components)

CSRTFCM138402	1 3/8"	\$3,339.60	\$3,513.40	\$3,687.20	\$3,861.00	\$4,034.80	\$4,208.60	\$4,382.40	\$4,556.20	\$4,730.00	\$173.80
---------------	--------	------------	------------	------------	------------	------------	------------	------------	------------	------------	----------

single traverse system, ceiling mount (includes track, motor, power option, brackets, round end caps, 5 channel remote & components)

CSRTFCM138403	1 3/8"	\$1,669.80	\$1,756.70	\$1,843.60	\$1,930.50	\$2,017.40	\$2,104.30	\$2,191.20	\$2,278.10	\$2,365.00	\$86.90
---------------	--------	------------	------------	------------	------------	------------	------------	------------	------------	------------	---------

double traverse system, ceiling mount (includes tracks, motors, power options, brackets, round end caps, 5 channel remote & components)

CSRTFCM138404	1 3/8"	\$3,339.60	\$3,513.40	\$3,687.20	\$3,861.00	\$4,034.80	\$4,208.60	\$4,382.40	\$4,556.20	\$4,730.00	\$173.80
---------------	--------	------------	------------	------------	------------	------------	------------	------------	------------	------------	----------

single traverse system, low-profile ceiling mount (includes track, motor, power option, brackets, round end caps, 5 channel remote & components)

CSRTFCM138406	1 3/8"	\$1,669.80	\$1,756.70	\$1,843.60	\$1,930.50	\$2,017.40	\$2,104.30	\$2,191.20	\$2,278.10	\$2,365.00	\$86.90
---------------	--------	------------	------------	------------	------------	------------	------------	------------	------------	------------	---------

1 1/8" - 1 3/8" modern metal finishes

Traverse Collection
Catalog page 9

CH	Chrome	BBN	Brushed Black Nickel
BN	Brushed Nickel	MK	Matte Black
SG	Satin Gold		

1 3/8" metal finishes

Traverse Collection Catalog page 9

PN	Polished Nickel	ORB	Oil Rubbed Bronze
AP	Antique Pewter	SK	Satin Black
AB	Antique Brass	MK	Matte Black*
BZ	Brushed Bronze		

- maximum continuous track length in Chrome (CH), Satin Gold (SG), Brushed Bronze (BZ) and Oil Rubbed Bronze (ORB) is 8'. All other finishes available up to 12'. Center draw tracks can be spliced for longer lengths
- Matte Black (MK) tracks and brackets coordinate with Venetian Bronze (VZ) and Dark Oil Rubbed Bronze (DRB) finials*
- see page 82 for finials. Sold separately

Item #	Name	NET Price
--------	------	-----------

R-TEC Automation® Motor Kits

RTMLDKIT	Slim Drapery Motor with Li-ion Battery, Wall Charger & USB Cable (included)	\$350.00
RTMLDS2KIT	Slim Drapery Motor with Li-ion Battery, Wall Charger & Solar Panel Charger	\$470.00
RTMLDAKIT	Slim Drapery Motor with 110v AC/DC Power Transformer 10' with 3 Conductor Male Plug	\$295.00

Item #	Name	Color	NET Price
--------	------	-------	-----------

R-TEC Smart Controls






Push5 handheld or wall mount remote
5 channel included




RTMHR1C	Handheld or wall mount remote-1 ch	White	\$65.00
RTMHR5C	Push5 handheld or wall mount remote-5 ch	White	\$70.00
RTMHRP15C RTMHRP15C/K	Push15 Handheld or wall mount remote-15 ch	White or Black	\$75.00
RTMHR15C	Handheld or wall mount remote-15 ch	White	\$85.00
RTMWSR5C	Surface Mount Wall Switch-5 channel	White	\$70.00
RTMWCR1C	Cut-In Wall Mount Switch, 1 ch *RTMSMB/VW required for installation.	White	\$50.64
RTMWCR2C	Cut-In Wall Mount Switch, 2 ch *RTMSMB/VW required for installation.	White	\$56.59
RTMWSR15C	Cut-In Wall Mount Switch, 15 ch *RTMSMB/VW required for installation.	White	\$75.00
RTMSMB/VW	*Surface Mount Wall Back Box	White	\$8.50
RTMHUB2	Wi-Fi to ARC Bridge Hub, 2-Way RF- includes USB Power Cord, Power Plug & Ethernet Cable	White	\$255.00
RTMISS	Interior Sun Sensor	White	\$45.00
RTMUSR	ARC USB Signal Repeater	White	\$120.00
RTMLDSSBC	Wall Charger for USB Signal Repeater	White	\$15.00
RTMSOLAR2	Solar Panel Battery Charger includes L-Bracket, Cables & Fastener	Black	\$120.00

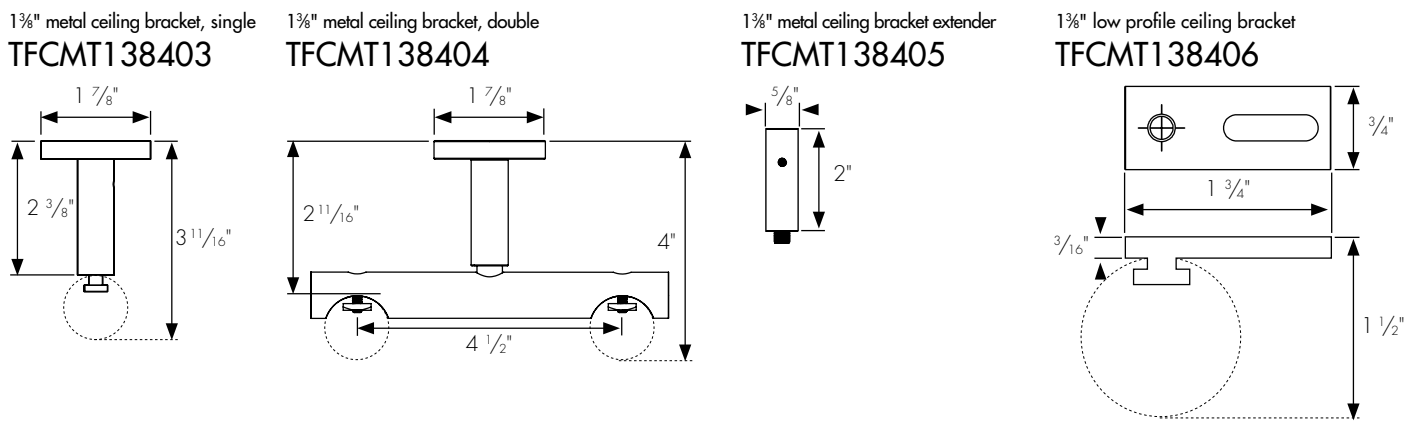
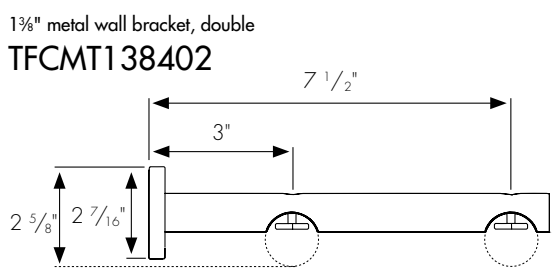
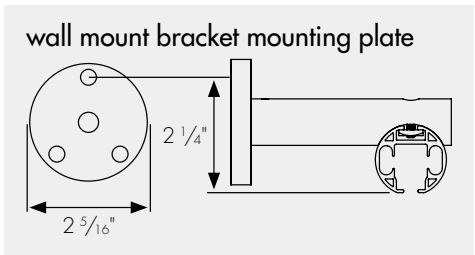
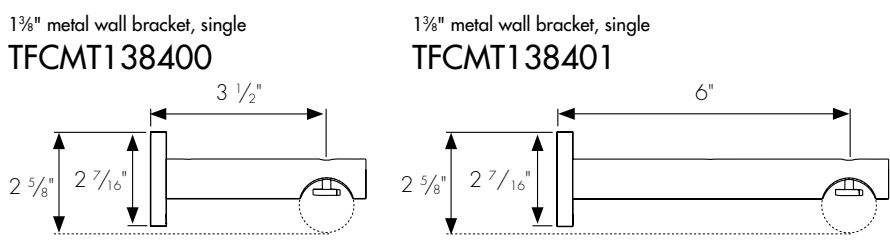
1 3/8" glide and bracket chart

Quantity included per set based on cut track length	4'	5'	6'	7'	8'	9'	10'	11'	12'	13'	14'	15'	16'	17'	18'	19'	20'	21'	22'	23'	24'
Glides [4 per foot, includes master carriers & end caps (2)]	16	20	24	28	32	36	40	44	48	52	56	60	64	68	72	76	80	84	88	92	96
Brackets	2	3	4	4	4	5	5	5	5	6	6	6	6	7	7	7	8	8	8	8	8

R-TEC Automation® 1 3/8" metal motorized traverse systems

1 3/8" brackets & connectors (for additional brackets)				Traverse Collection Catalog page 8
				
1 3/8" metal wall bracket, single 3 1/2" return, 2 7/16" Dia backplate	1 3/8" metal wall bracket, single 6" return, 2 7/16" Dia backplate	1 3/8" metal wall bracket, double 7 1/2" front and 3" back return, 2 7/16" Dia backplate	1 3/8" metal ceiling bracket, single 3 11/16" drop, 1 7/8" Dia backplate	1 3/8" metal ceiling bracket, double 2 11/16" drop, 4 1/2" between centers of tracks, 1 7/8" Dia ceiling plate
TFCMT138400	TFCMT138401	TFCMT138402	TFCMT138403	TFCMT138404
\$31.90 ea	\$41.80 ea	\$56.10 ea	\$31.90 ea	\$86.90 ea

		
1 3/8" metal ceiling bracket extender 2" drop	1 3/8" low profile ceiling bracket 3/16" drop	1 3/8" connector/splice 3" L
TFCMT138405	TFCMT138406	TFCMT138407
\$16.50 ea	\$17.60 ea	\$7.70 ea



R-TEC Automation® 1 3/8" metal motorized traverse systems

carriers for additional carriers

Pinch Pleat Glides



CP40 CP40/BR

- pinch pleat glides
- wheel for smooth movement
- available in white or bronze /BR.
- included in system; additional glides may be ordered separately.

\$3.25 NET pack
(10 pieces)

Ripplefold® Style Glides

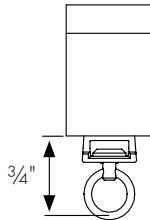


R4060/P R4060/P/BR
R4080/P R4080/P/BR
R4100/P R4100/P/BR
R4120/P R4120/P/BR

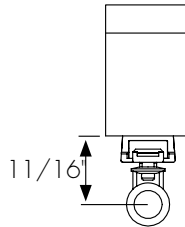
- Ripplefold glides with detachable pendants
- 60%, 80%, 100% or 120% fullness - specify fullness on order
- available in white or bronze /BR
- included in system; additional glides may be ordered separately

\$0.63 NET ea

R-TEC pinch pleat glide
4 per foot, unless otherwise specified



R-TEC Ripplefold glide
see specs to the right



60% carrier fullness: 2 5/8" spacing
80% carrier fullness: 2 3/8" spacing
100% carrier fullness: 2 1/8" spacing
120% carrier fullness: 1 7/8" spacing

Snap tape*: 4 1/4" spacing
*Snap tape not included with system

IMPORTANT: Drapery workroom must apply specific snap tape to drapery panel when using Ripplefold glides.

R-TEC Automation® Ripplefold glides are compatible with Rowley R-TEX and clear Ripplefold snap tapes. Kirsch Ripplefold snap tapes may also fit.

R-TEC motorized traverse accessories

Master carrier body is required for each master carrier arm - sold separately; look for the /BR icon for components available in bronze and add /BR at the end of the item number to order

Traverse Collection
Catalog page 8



RTFC138MCB

- master carrier body (must order 1 for each arm)
- select from different arms to assemble into one master carrier body
- order two if ordering center draw master carrier arms - sold separately
- available in white or bronze /BR

\$10.50 NET
ea



RTFC138CD

- master carrier arms for center draw
- stainless steel arms overlap; pair
- for use with center opening draperies
- pinch pleat or Ripplefold
- must order two master carrier bodies - sold separately

\$5.50 NET
ea



RTFC138PPOR
RTFC138PPOL

- master carrier arm for one-way draw
- stainless steel arm
- right (R) or left (L)
- for use with one-way opening draperies
- pinch pleat
- must order one master carrier body - sold separately

\$3.00 NET
ea



RTMDTCDB

- Ripplefold butt master carrier arms for center draw
- stainless steel arms with snaps to accept Ripplefold tape; pair
- for use with center opening draperies
- Ripplefold
- butt master carriers do not overlap, allowing some light to filter between draperies on center draw treatments
- must order two master carrier bodies - sold separately

\$4.75 NET
ea



RTFC138OBR
RTFC138OBL





- Ripplefold butt master carrier arm for one-way draw
- stainless steel arm
- right and left
- for use with one-way opening draperies
- Ripplefold
- must order one master carrier body - sold separately





\$4.00 NET
ea






R-TEC Automation® 1³/₈" metal motorized traverse systems

finials You must purchase cuffs & collars to coordinate with 1³/₈" diameter tracks.

See the 2018 Drapery Hardware Catalog & website for more information



step 1: select Modern Metal Traverse System step 2: select finial design step 3: select a cuff or collar* <i>*sold separately</i>	2018 Drapery Hardware Catalog page 5  Bryant	2018 Drapery Hardware Catalog page 5  Bryant Acrylic	2018 Drapery Hardware Catalog page 5  Declan	2018 Drapery Hardware Catalog page 5  Declan Acrylic
	2 ⁷ / ₈ "L x 2 ³ / ₄ "W	2 ⁷ / ₈ "L x 2 ³ / ₄ "W	2 ¹ / ₄ "L x 2 ¹ / ₄ "W	2 ¹ / ₄ "L x 2 ¹ / ₄ "W
	TFCM600	TFCM600/CL	TFCM601	TFCM601/CL
	\$66.00 ea	\$86.90 ea	\$99.00 ea	\$82.50 ea

2018 Drapery Hardware Catalog page 5  Upton	2018 Drapery Hardware Catalog page 5  Upton Acrylic	2018 Drapery Hardware Catalog page 5  Delano	2018 Drapery Hardware Catalog page 5  Mercer	2018 Drapery Hardware Catalog page 5  Luca Acrylic
4"L x 1 ⁷ / ₈ "W	4"L x 1 ⁷ / ₈ "W	4"L x 1 ⁷ / ₈ "W	4"L x 2 ¹ / ₈ "W	2"L x 3 ³ / ₄ "W
TFCM602	TFCM602/CL	TFCM603	TFCM604	TFCM605
\$88.00 ea	\$82.50 ea	\$99.00 ea	\$99.00 ea	\$99.00 ea

2018 Drapery Hardware Catalog page 5  Stiles Acrylic	2018 Drapery Hardware Catalog page 6  Anson	2018 Drapery Hardware Catalog page 6  Anson Acrylic	2018 Drapery Hardware Catalog page 6  Eason	2018 Drapery Hardware Catalog page 6  Eason Acrylic
2 ³ / ₈ "L x 3"W	7 ⁷ / ₈ "L x 3"W	7 ⁷ / ₈ "L x 3"W	1"L x 2 ⁷ / ₈ "W	1"L x 2 ⁷ / ₈ "W
TFCM606	TFCM691	TFCM691/CL	TFCM692	TFCM692/CL
\$99.00 ea	\$47.30 ea	\$53.90 ea	\$47.30 ea	\$53.90 ea




1³/₈" end caps

See the 2018 Drapery Hardware Catalog & website for more information

2018 Drapery Hardware Catalog page 6  Bex 1 ³ / ₈ "	Included  Round 1 ³ / ₈ "
1"L x 2 ¹ / ₄ " W (1 ⁵ / ₈ " sq)	3 ⁴ / ₄ "L x 1 ¹ / ₂ "W
TFCM138690	TFCM138191
\$39.60 ea	\$19.25 ea






1³/₈" cuffs & collars






See the 2018 Drapery Hardware Catalog & website for more information

2018 Drapery Hardware Catalog page 6  1 ³ / ₈ " metal modern cuff	2018 Drapery Hardware Catalog page 6  1 ³ / ₈ " metal modern collar	2018 Drapery Hardware Catalog page 6  1 ³ / ₈ " metal transitional collar
1"L x 1 ⁵ / ₈ "W	1 ⁵ / ₈ "L x 1 ⁵ / ₈ "W	1 ⁷ / ₈ "L x 1 ⁵ / ₈ "W
TFCM138800	TFCM138801	TFCM138802
\$19.80 ea	\$19.80 ea	\$19.80 ea

1³/₈" finials

See the 2018 Drapery Hardware Catalog and website for more information

2018 Drapery Hardware Catalog page 11  Turner	2018 Drapery Hardware Catalog page 11  Britton	2018 Drapery Hardware Catalog page 11  Ashby	2018 Drapery Hardware Catalog page 11  Abington	2018 Drapery Hardware Catalog page 11  Harlow
5"L x 3"W	3 ¹ / ₄ "L x 3 ⁷ / ₈ "W	3 ⁷ / ₈ "L x 3 ⁷ / ₈ "W	4 ³ / ₈ "L x 3 ¹ / ₄ "W, glass	4 ³ / ₈ "L x 3"W
TFCM138100	TFCM138101	TFCM138102	TFCM138103	TFCM138104
\$73.70 ea	\$100.10 ea	\$93.50 ea	\$106.70 ea	\$73.70 ea

2018 Drapery Hardware Catalog page 11  Weston	2018 Drapery Hardware Catalog page 11  Brentford	2018 Drapery Hardware Catalog page 11  Rothwell	2018 Drapery Hardware Catalog page 11  Wells End Cap	 Round End Cap
4 ¹ / ₄ "L x 3 ¹ / ₈ "W	3 ⁵ / ₈ "L x 3 ¹ / ₄ "W	4 ¹ / ₈ "L x 3"W	1 ¹ / ₄ "L x 2 ¹ / ₄ "W	3 ⁴ / ₄ "L x 1 ¹ / ₂ "W
TFCM138105	TFCM138106	TFCM138107	TFCM138190	TFCM138191
\$100.10 ea	\$93.50 ea	\$100.10 ea	\$47.30 ea	\$19.25 ea

PO #		Side Mark		Ship via		Date	
Shipping Information							
Company Name		Acct #		Company Name		Acct #	
Contact Person				Contact Person			
Street Address				Street Address			
City		State		City		State	
Email		ZIP		Email		ZIP	
Phone		Fax		Phone		Fax	

MOTORIZED TRAVERSE SYSTEMS - Consult Price List for detailed specifications.
Specified custom cut length indicates track length including pulleys.

Item #	Motor	Power Options (NET)		System Length (sold by 1')	Finish Code	Draw Preference		Carrier pinch pleat OR Ripplefold® style*	Qty	Price per Unit	Subtotal
		Li-Ion Battery (Battery Charger & USB Cable)	110v AC/DC Power Transformer (10' cord included)			Center	Motor/Location				
	Slim	<input type="checkbox"/> charger & cable <input type="checkbox"/> solar panel \$120	<input type="checkbox"/> 10' cord with plug <input type="checkbox"/> 20' cord \$75; plug \$25			<input type="checkbox"/>	<input type="checkbox"/> L <input type="checkbox"/> R	<input type="checkbox"/> PP <input type="checkbox"/> White <input type="checkbox"/> RF <input type="checkbox"/> Bronze			
	Slim	<input type="checkbox"/> charger & cable <input type="checkbox"/> solar panel \$120	<input type="checkbox"/> 10' cord with plug <input type="checkbox"/> 20' cord \$75; plug \$25			<input type="checkbox"/>	<input type="checkbox"/> L <input type="checkbox"/> R	<input type="checkbox"/> PP <input type="checkbox"/> White <input type="checkbox"/> RF <input type="checkbox"/> Bronze			
	Slim	<input type="checkbox"/> charger & cable <input type="checkbox"/> solar panel \$120	<input type="checkbox"/> 10' cord with plug <input type="checkbox"/> 20' cord \$75; plug \$25			<input type="checkbox"/>	<input type="checkbox"/> L <input type="checkbox"/> R	<input type="checkbox"/> PP <input type="checkbox"/> White <input type="checkbox"/> RF <input type="checkbox"/> Bronze			
	Slim	<input type="checkbox"/> charger & cable <input type="checkbox"/> solar panel \$120	<input type="checkbox"/> 10' cord with plug <input type="checkbox"/> 20' cord \$75; plug \$25			<input type="checkbox"/>	<input type="checkbox"/> L <input type="checkbox"/> R	<input type="checkbox"/> PP <input type="checkbox"/> White <input type="checkbox"/> RF <input type="checkbox"/> Bronze			

MOTORIZED TRAVERSE COORDINATING ACCESSORIES AND ADDITIONAL FEES
Order finials, cuffs & collars, additional brackets and accessories here.

Item #	Finish Code	Description	Qty	Price per Unit	Subtotal

Glide and Bracket Information																							
Quantity included per set based on cut track length		4'	5'	6'	7'	8'	9'	10'	11'	12'	13'	14'	15'	16'	17'	18'	19'	20'	21'	22'	23'	24'	
Glides [4 per foot, includes master carriers & end caps (2)]		16	20	24	28	32	36	40	44	48	52	56	60	64	68	72	76	80	84	88	92	96	
Brackets		2	3	4	4	4	5	5	5	5	6	6	6	6	7	7	7	8	8	8	8	8	
Special Instructions																							

*When ordering Ripplefold carriers, answer these questions

1. Select Ripplefold fullness:
☐ 60% ☐ 80% ☐ 100% ☐ 120%

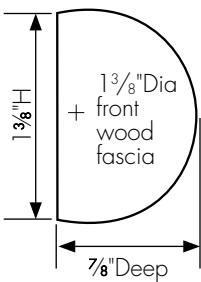
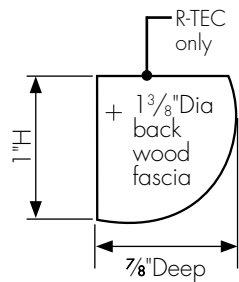
2. Select Ripplefold masters:
☐ Buft Master ☐ Overlap

motorized heavy duty traverse fascias

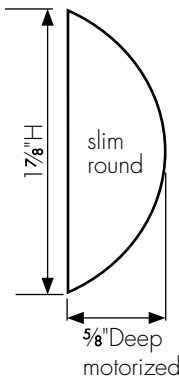
cuts for motorized heavy duty systems

Traverse Collection Catalog pages 20-21

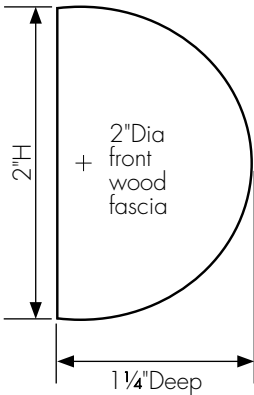
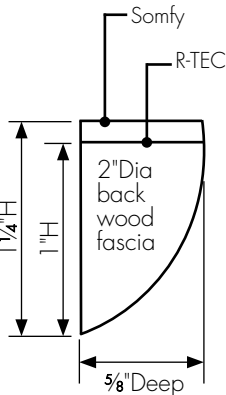
1 3/8"



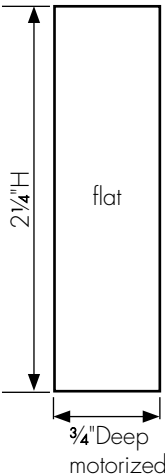
slim round



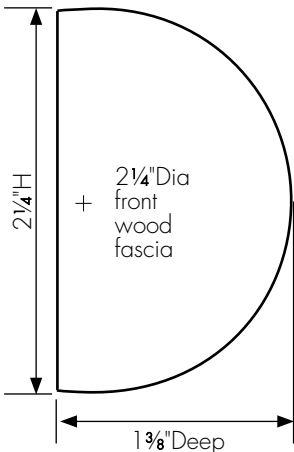
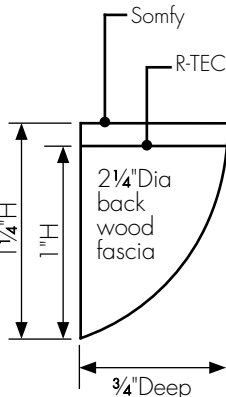
2"



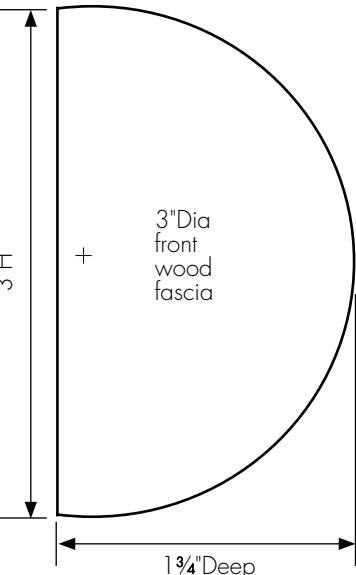
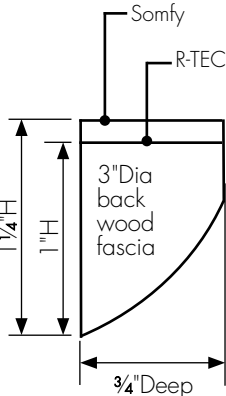
flat



2 1/4"



3"




R-TEC Automation® motorized heavy duty traverse systems

R-TEC Automation® motorized heavy duty traverse systems

Traverse Collection Catalog pages 12-17


LH-ION BATTERY OR 110v AC/DC POWER, RIPPLEFOLD OR PINCH PLEAT, AVAILABLE IN 1 3/8", 1 7/8", 2", 2 1/4" AND 3" DIA.

single



single traverse system with fascia

- standard single brackets are adjustable: 2 7/8" - 3 1/4" return
- longer return bracket options may be substituted at no charge
- traverse system includes track, fascia, motor, power option, drive belt & clips, pulleys, pendants, brackets, glides, master carriers and a Push5 handheld remote with wall mount
- coordinates with all fascia profiles
- 1 3/8" and 2 1/4" finials and additional remote options sold separately



single traverse system with mitered returns

- standard single brackets are adjustable: 2 7/8" - 3 1/4" return
- longer return bracket options may be substituted at no charge
- traverse system includes track, fascia, motor, power option, drive belt & clips, pulleys, pendants, brackets, glides, master carriers and a Push5 handheld remote with wall mount
- coordinates with all fascia profiles
- additional remote options sold separately



single or double traverse system without fascia

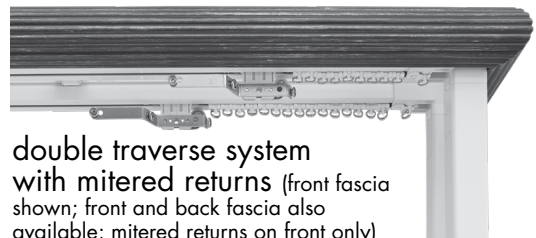
- standard single brackets are adjustable: 2 1/8" - 3 1/4" return
- standard double brackets are adjustable 4 5/8" - 5 1/4" front return and adjustable 2" - 2 7/16" back return
- longer return bracket options may be substituted at no charge
- traverse system includes track(s), motor(s), power option(s), drive belt & clips, pulleys, pendants, brackets, glides, master carriers and a Push5 handheld remote with wall mount
- available with no fascia; ceiling mount only available without fascia
- additional remote options sold separately

double



double traverse system with fascia (front fascia shown; front and back fascia also available)

- standard double brackets are 5 1/4" front return and 2" back return
- longer return bracket options may be substituted at no charge
- traverse system includes tracks, fascia(s), motors, power options, drive belt & clips, pulleys, pendants, brackets, glides, master carriers and a Push5 handheld remote with wall mount
- coordinates with all fascia profiles
- 1 3/8" and 2 1/4" finials and additional remote options sold separately



double traverse system with mitered returns (front fascia shown; front and back fascia also available; mitered returns on front only)

- standard double brackets are 5 1/4" front return and 2" back return
- longer return bracket options may be substituted at no charge
- traverse system includes tracks, fascia(s), motors, power options, drive belt & clips, pulleys, pendants, brackets, glides, master carriers and a Push5 handheld remote with wall mount
- coordinates with all fascia profiles
- additional remote options sold separately




stationary front pole with back traverse

(back track shown with fascia & finials)


- traverse system coordinates with all 2 1/4" round fascia profiles; flat and slim fascia may not be used
- coordinates with 2 1/4" poles for stationary front pole; back track available with or without wood fascia.
- stationary front pole and tbkt bracket are included
- finials and additional remote options sold separately
- full rings available on stationary

coordinating fascia profiles & finials

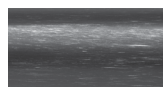
Finials sold separately. Please reference the 2018 Drapery Hardware Catalog for coordinating finials: 1 3/8" Dia on pages 62-64, 2" - 2 1/4" Dia on pages 69-76 and 3" Dia on pages 82-84.




slim round smooth, no finials
• 1 7/8" Dia



flat smooth, no finials
• 2 1/4" Dia




smooth
• 1 3/8", 2", 2 1/4" and 3" Dia



grooved
• 1 3/8", 2", 2 1/4" and 3" Dia



fluted
• 1 3/8", 2" and 2 1/4" Dia



reeded
• 1 3/8", 2", 2 1/4" and 3" Dia



wide reeded
• 2 1/4" Dia



mitered returns (sold separately)
• 1 3/8", 1 7/8", 2", 2 1/4" and 3" Dia
• all profiles

R-TEC Automation® motorized heavy duty traverse systems

INCLUDED IN SYSTEM: R-TEC AUTOMATION® TRACK, BRACKETS, COMPONENTS, MOTOR, POWER OPTION & PUSH5 HANDHELD OR WALL MOUNT REMOTE



- R-TEC Automation® slim drapery motor
RTMLDSS50
- slim drapery motor, 1 per track
 - maximum drapery weight: 110 lbs
 - maximum track length: 36'
 - power option: li-ion battery (includes battery charger & USB cable) or 110v AC/DC power transformer (includes 10' cord with 3 conductor male plug)
 - motor can be mounted on right or left for center draw, or top mounted
 - return hooks/snaps included; available in white or bronze
 - available in white
 - 5 year warranty

- R-TEC Automation® track
- track sold in 1 foot increments, 4' minimum
 - maximum continuous length is 19'; spliced lengths up to 36'
 - available in white or bronze
 - may be ordered with or without fascia
 - fascia options shown on page 85

power options



RTMLDSSB
li-ion battery



RTMLDSSBC
battery charger



RTMLDSSUSB
USB charger cable



RTMDSSPT
110v AC/DC power transformer 10' (plug included)



- R-TEC Automation®
Push5 handheld remote
with wall mount
(5 channel)
- 4¾"H x 2"W x ¾"D
 - 1 remote control per system
 - range: 65'
 - programmable Favorite Position to set your favorite drapery position
 - available in off-white

Motor Weight Capacity

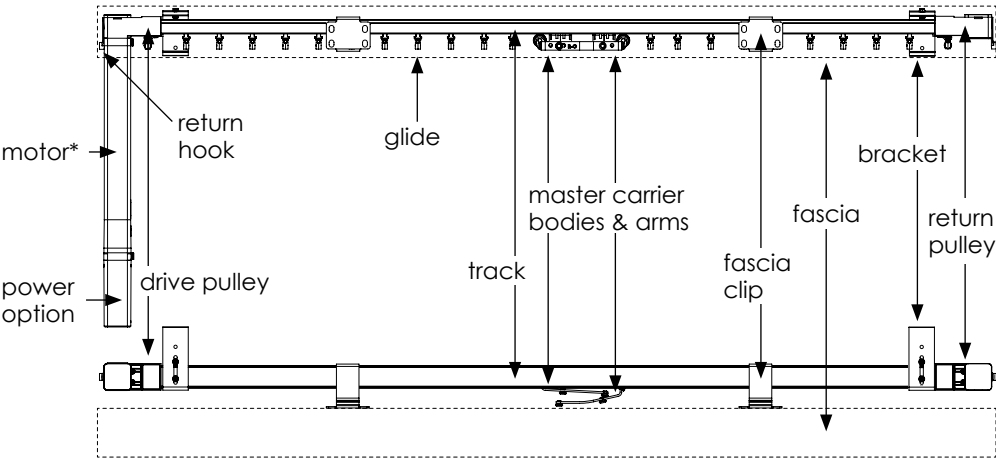
	Motor	maximum drapery weight per total length of system (lbs)									
		18' or less	20'	22'	24'	26'	28'	30'	32'	34'	36'
R-TEC AUTOMATION®	Slim Drapery Motor	110	110	110	110	110	110	110	110	110	110

*Note: 110 lbs. is for single or double systems (combined panel weight for double system) Capacity ratings are based on internal system friction only. External loads caused by fabric friction, drag, or obstructions will adversely affect pulling capacity or stop motor due to resistance. **Maximum System Lengths:** If you need more than the maximum spliced length for a system, two one-way systems can butt against each other behind fascia. Must be specified on your order form. An additional arm component is needed to create an overlap between the two individual systems; sold separately.*

Motorized Traverse System

includes motor(s) with power option(s), track(s) with components, brackets, Push5 handheld or wall mount remote (1 per system), and fascia with fascia clips when applicable.

front view



top view

*motor can be top mounted
*tandem alternative: see page 92

R-TEC Automation® motorized heavy duty traverse systems

System Features	R-TEC Automation® Slim Drapery Motor
System Features	
center draw or one-way draw available	X
White or Bronze track, components and brackets available	X
track maximum length	36'
maximum number of track splices	1
Motor Features	
battery power option	X
motor cord length as purchased	10' (custom length up to 20' available)
2-way RF communication	X
adjustable speed	X
preferred open / close limit settings	X
favorite position	X
obstruction detection	X
manual override	X
quiet operation	X
soft start / stop	X
average linear speed	5.5" (14 cm) / sec
motorized track noise level	44 dB
maximum weight	110 lbs
motor unit can be installed on either end of track	X
Control Options	
sun control	X
digital technology	ARC™
Solar Power	X
Installation Features	
programming buttons on motor unit	X
power supply	li-ion battery or 110v AC/DC power transformer
amperage	1.3 A
power consumption	20 W
power cable type	3 conductor male plug
Standard Accessories included with system	
Push5 handheld or wall mount remote (remote control; white)	X
Carrier Features	
White or Bronze pinch pleat glides	X
White or Bronze Ripplefold glides (choose 60%, 80%, 100%, or 120% fullness)	X

Additional R-TEC Smart Controls

can be ordered at additional cost



RTMHUB2

R-TEC Hub
2-way RF; Wi-Fi built in
• 4½"H x 1¼"W x 4½"D
• range: 60'



RTMHR1C

handheld or wall mount remote, 1 channel
• 5¾"H x 1¼"W x ½"D
• range: 65'
• available in white



RTMHR5C

Push5 handheld or wall mount remote, 5 channel
• 4¾"H x 2"W x ¾"D
• range: 65'
• available in off-white



RTMHRP15C (K)

Push15 handheld or wall mount remote, 15 channel
• 5¾"H x 2¼"W x 7/16"D
• range: 65'
• available in white or black



RTMHR15C

handheld or wall mount remote, 15 channel
• 5¾"H x 1¼"W x ½"D
• range: 65'
• available in white



RTMW5SR5C

surface mount wall switch 5 channel
• 4½"H x 2¾"W x 7/8"D
• range: 65'
• available in white



RTMWCR1C RTMWCR2C

RTMW5R15C cut-in wall mount switch, 1, 2 or 15 ch
• 4½"H x 2¾"W x 1"D
• range: 65'
• available in white
• RTMSMB/W required for installation



RTMISS

interior sun sensor
• 1¼"H x 1¾"W x 5/8"D
• range: 65'
• available in white



RTMUSR

ARC USB signal repeater
• 2"L x 2½"L with USB x 1½"W
• extends the wireless range of the R-TEC Hub and remotes up to 60'
• maximum 2 repeaters per system or network
• available in white (color may vary)



RTMLDSSBC

wall charger for USB signal repeater
• 1¾"W x 1½"L
• available in white (color may vary)



RTMSOLAR2

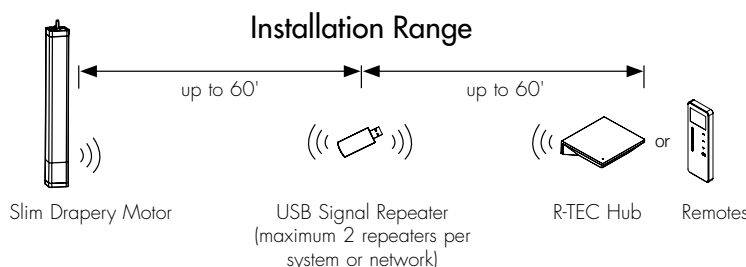
solar panel battery charger
• 4½"H x 12½"W x 1¾"D
• includes l-bracket, cables & fastener

R-TEC Automation® App - Control your window coverings with a smartphone or tablet
Our App enables simple, intuitive control and system configuration from your smartphone or tablet.

Download on the **App Store** bit.ly/R-TEC-Automation-Rowley

GET IT ON **Google Play** bit.ly/R-TEC-Automation-Rowley-Android

Pair the R-TEC Hub and App with these systems (not sold by Rowley):



R-TEC Automation® motorized heavy duty traverse systems

R-TEC Automation® Traverse Pricing LHON BATTERY OR 110v AC/DC POWER TRANSFORMER

Item #	Name	Systems are sold in 1 ft increments						
--------	------	-------------------------------------	--	--	--	--	--	--

Motorized Traverse System with Wood Fascia

Single Track System with Wood Fascia for 1 3/8" round		4'	5'	6'	7'	8'	9'	10'
CSRTFC138WF	R-TEC Automation® Slim Drapery Motor	\$1,789.70	\$1,863.40	\$1,937.10	\$2,010.80	\$2,084.50	\$2,158.20	\$2,231.90
Double Track Systems with Wood Fascia Front Only for 1 3/8" round								
CSRTFC138WFFDBL	R-TEC Automation® Slim Drapery Motor	\$3,180.10	\$3,297.80	\$3,415.50	\$3,533.20	\$3,650.90	\$3,768.60	\$3,886.30
Double Track System with Wood Fascia Front and Back for 1 3/8" round								
CSRTFC138WFDDBL	R-TEC Automation® Slim Drapery Motor	\$3,579.40	\$3,726.80	\$3,874.20	\$4,021.60	\$4,169.00	\$4,316.40	\$4,463.80
Single Track System with Wood Fascia for 1 7/8" slim, 2 1/4" flat smooth, 2" and 2 1/4" round								
CSRTFC214WF	R-TEC Automation® Slim Drapery Motor	\$1,934.90	\$2,082.30	\$2,229.70	\$2,377.10	\$2,524.50	\$2,671.90	\$2,819.30
Double Track Systems with Wood Fascia Front Only for 1 7/8" slim, 2 1/4" flat smooth, 2" and 2 1/4" round								
CSRTFC214WFFDBL	R-TEC Automation® Slim Drapery Motor	\$3,325.30	\$3,516.70	\$3,708.10	\$3,899.50	\$4,090.90	\$4,282.30	\$4,473.70
Double Track System with Wood Fascia Front and Back for 2" and 2 1/4" round								
CSRTFC214WFDDBL	R-TEC Automation® Slim Drapery Motor	\$3,869.80	\$4,164.60	\$4,459.40	\$4,754.20	\$5,049.00	\$5,343.80	\$5,638.60
Double Track System with Stationary Front Only for 2 1/4" round								
CSRTFC214SDBL	R-TEC Automation® Slim Drapery Motor	\$1,834.80	\$2,041.60	\$2,226.40	\$2,411.20	\$2,596.00	\$2,780.80	\$2,965.60
Double Track System with Stationary Front 2 1/4" Wood Pole & Wood Fascia Back for 2 1/4" round								
CSRTFC214WFSDBL	R-TEC Automation® Slim Drapery Motor	\$2,401.30	\$2,689.50	\$2,977.70	\$3,265.90	\$3,554.10	\$3,842.30	\$4,130.50
Single Track System with Wood Fascia for 3" round								
CSRTFC300WF	R-TEC Automation® Slim Drapery Motor	\$2,080.10	\$2,263.80	\$2,447.50	\$2,631.20	\$2,814.90	\$2,998.60	\$3,182.30
Double Track System with Wood Fascia Front Only for 3" round								
CSRTFC300WFFDBL	R-TEC Automation® Slim Drapery Motor	\$3,470.50	\$3,698.20	\$3,925.90	\$4,153.60	\$4,381.30	\$4,609.00	\$4,836.70
Double Track System with Wood Fascia Front and Back for 3" round								
CSRTFC300WFDDBL	R-TEC Automation® Slim Drapery Motor	\$4,160.20	\$4,527.60	\$4,895.00	\$5,262.40	\$5,629.80	\$5,997.20	\$6,364.60

Motorized Traverse System without Wood Fascia

Single Track System track available in white and bronze		4'	5'	6'	7'	8'	9'	10'
CSRTFCTTRACK	R-TEC Automation® Slim Drapery Motor	\$1,390.40	\$1,434.40	\$1,478.40	\$1,522.40	\$1,566.40	\$1,610.40	\$1,654.40
Double Track System track available in white and bronze								
CSRTFCTTRACKDBL	R-TEC Automation® Slim Drapery Motor	\$2,780.80	\$2,868.80	\$2,956.80	\$3,044.80	\$3,132.80	\$3,220.80	\$3,308.80

Item #	Name	Color	NET Price
--------	------	-------	-----------

R-TEC Smart Controls *Push5 handheld or wall mount remote 5 channel included*

RTMHR1C	Handheld or wall mount remote-1 ch	White	\$65.00
RTMHR5C	Push5 handheld or wall mount remote-5 ch	White	\$70.00
RTMHRP15C RTMHRP15C/K	Push15 Handheld or wall mount remote-15 ch	White or Black	\$75.00
RTMHR15C	Handheld or wall mount remote-15 ch	White	\$85.00
RTMWSR5C	Surface Mount Wall Switch-5 channel	White	\$70.00
RTMWCR1C	CuHn Wall Mount Switch, 1 ch *RTMSMB/WV required for installation.	White	\$50.64
RTMWCR2C	CuHn Wall Mount Switch, 2 ch *RTMSMB/WV required for installation.	White	\$56.59
RTMWSR15C	CuHn Wall Mount Switch, 15 ch *RTMSMB/WV required for installation.	White	\$75.00
RTMSMB/W	*Surface Mount Wall Back Box	White	\$8.50
RTMHUB2	Wi-Fi to ARC Bridge Hub, 2-Way RF- includes USB Power Cord, Power Plug & Ethernet Cable	White	\$255.00

Item #	Name	Color	NET Price
--------	------	-------	-----------

R-TEC Smart Controls cont.

RTMISS	Interior Sun Sensor	White	\$45.00
RTMUSR	ARC USB Signal Repeater	White	\$120.00
RTMLDSSBC	Wall Charger for USB Signal Repeater	White	\$15.00
RTMSOLAR2	Solar Panel Battery Charger includes L-Bracket, Cables & Fastener	Black	\$120.00

TFC Motorized Traverse Tips

- specified custom cut length indicates track length including drive belts; fascia will be 1/4" longer at each end of track (1/2" total); mitered fascia will be 1 1/2" to 1 3/4" longer at each end of track (3 to 3 1/2" total)
- track and fascia will be spliced in the center of overall length
- blended fascia available for an additional fee per blend; TFC will properly connect splice(s) and ship your fascia in one continuous length
- back fascia can accommodate decorative end caps; decorative end caps sold separately
- R-TEC Automation® Traverse Systems carry a 5 year warranty on motor
WARNING: Modifications of internal components will void R-TEC warranties

R-TEC Automation® motorized heavy duty traverse systems

Orders with R-TEC motorized traverse systems will incur a \$25 packaging fee. Orders that contain a Li-ion battery will be charged a \$25.00 shipping surcharge.

Available in all profiles for 1 3/8", 1 7/8", 2", 2 1/4" and 3" diameter fascias or without a wood fascia

Pricing Includes R-TEC Automation® Track, Brackets, Components, Motor, Power Option & Push5 handheld or wall mount remote

Traverse Collection Catalog
pages 12-16

Spliced systems begin at 19'

	11'	12'	13'	14'	15'	16'	17'	18'	19'	per add'l ft
	\$2,305.60	\$2,379.30	\$2,453.00	\$2,526.70	\$2,600.40	\$2,674.10	\$2,747.80	\$2,821.50	\$2,895.20	\$73.70
	\$4,004.00	\$4,121.70	\$4,239.40	\$4,357.10	\$4,474.80	\$4,592.50	\$4,710.20	\$4,827.90	\$4,945.60	\$117.70
	\$4,611.20	\$4,758.60	\$4,906.00	\$5,053.40	\$5,200.80	\$5,348.20	\$5,495.60	\$5,643.00	\$5,790.40	\$147.40
	\$2,966.70	\$3,114.10	\$3,261.50	\$3,408.90	\$3,556.30	\$3,703.70	\$3,851.10	\$3,998.50	\$4,145.90	\$147.40
	\$4,665.10	\$4,856.50	\$5,047.90	\$5,239.30	\$5,430.70	\$5,622.10	\$5,813.50	\$6,004.90	\$6,196.30	\$191.40
	\$5,933.40	\$6,228.20	\$6,523.00	\$6,817.80	\$7,112.60	\$7,407.40	\$7,702.20	\$7,997.00	\$8,291.80	\$294.80
	\$3,150.40	\$3,335.20	\$3,520.00	\$3,704.80	\$3,889.60	\$4,074.40	\$4,259.20	\$4,444.00	\$4,628.80	\$184.80
	\$4,418.70	\$4,706.90	\$4,995.10	\$5,283.30	\$5,571.50	\$5,859.70	\$6,147.90	\$6,436.10	\$6,724.30	\$288.20
	\$3,366.00	\$3,549.70	\$3,733.40	\$3,917.10	\$4,100.80	\$4,284.50	\$4,468.20	\$4,651.90	\$4,835.60	\$183.70
	\$5,064.40	\$5,292.10	\$5,519.80	\$5,747.50	\$5,975.20	\$6,202.90	\$6,430.60	\$6,658.30	\$6,886.00	\$227.70
	\$6,732.00	\$7,099.40	\$7,466.80	\$7,834.20	\$8,201.60	\$8,569.00	\$8,936.40	\$9,303.80	\$9,671.20	\$367.40

Spliced systems begin at 19'

	11'	12'	13'	14'	15'	16'	17'	18'	19'	per add'l ft
	\$1,698.40	\$1,742.40	\$1,786.40	\$1,830.40	\$1,874.40	\$1,918.40	\$1,962.40	\$2,006.40	\$2,050.40	\$44.00
	\$3,396.80	\$3,484.80	\$3,572.80	\$3,660.80	\$3,748.80	\$3,836.80	\$3,924.80	\$4,012.80	\$4,100.80	\$88.00

Item #	Name	NET Price
R-TEC Automation® Motor Kits		
RTMLDKIT	Slim Drapery Motor with Li-ion Battery, Wall Charger & USB Cable (included)	\$350.00
RTMLDS2KIT	Slim Drapery Motor with Li-ion Battery, Wall Charger & Solar Panel Charger	\$470.00
RTMLDACKIT	Slim Drapery Motor with 110v AC/DC Power Transformer 10' with 3 Conductor Male Plug	\$295.00

Item #	Name	Color	Price
R-TEC Additional Options, Upgrades & Fees			
TFCFEEMITER-EACH	Wood fascia mitered return		\$80.00 per return
TFCFEEBLEND	Blended fascia splice		\$108.00 per blend

Quantity Per System

	4'	5'	6'	7'	8'	9'	10'	11'	12'	13'	14'	15'	16'	17'	18'	19'
Pinch Pleat Glides	21	27	33	38	44	50	55	61	67	72	78	84	89	95	100	106
Brackets	3	4	4	5	5	6	6	7	7	8	8	9	9	10	10	11

Motorized Stack Back Calculation *(each drapery panel)*

R-TEC: master carrier + (# glides on panel x carrier width) + 3.375" = stack per drapery panel


Ex: R-TEC Automation® 10ft. center draw, pinch pleat (standard 4 glides per ft.)
 $4.2" + [(40/2) \times .563"] + 3.375" = 18.84"$ stack, for each panel *BEFORE* drapery fabric is installed

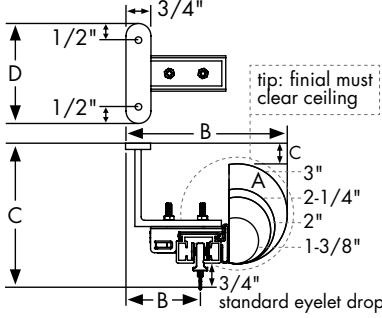
Please note: Calculations result in Stack Back Width BEFORE drapery fabric is installed. Stack back width will increase once draperies are installed. Factors such as thickness of drapery fabric, type of drapery pleat, and fullness of treatment affect the final stack back width. Please consult your workroom to determine your final stack back based on your draperies.

R-TEC Automation® motorized heavy duty traverse systems

R-TEC motorized traverse brackets

Traverse Collection Catalog page 16



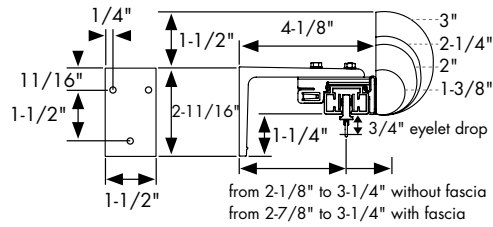
TB035-R	wall traverse bracket, single • adjustable up to 3 3/4" return; 2 1/16"H x 1 1/2"W backplate • available in white or bronze /BR	\$31.63 ea
TB060-R	wall traverse bracket, single or double • 5 1/4" front return; 2" back return; 3 3/16"H x 1 7/16"W backplate • available in white or bronze /BR	\$50.60 ea
TB100-R	wall traverse bracket, single, double or triple • adjustable up to 9"; 4 1/2"H x 1 1/2"W backplate • available in white or bronze /BR	\$50.60 ea
RTMDTBCM	ceiling mount clip may only be used in systems without fascia • 1/4"H x 2 1/4" Deep x 1 1/4"W • single bracket; may be substituted in double systems; <i>for double ceiling mount installation, install two individual brackets into ceiling</i> • available in white or bronze /BR	\$3.00 NET ea
RTMDTFC	fascia mount clip • use to attach fascia to traverse systems; included • available in zinc	\$2.50 NET ea
TBKT214-R * TBKT300-R *	• For 2"-2 1/4" poles: 3 1/2"H x 3/4"W backplate, 7 7/8" front return and 3" back track return* • For 3" poles: 3 1/2"H x 3/4"W backplate, 8 3/4" front return and 3" back track return* • use to combine 2", 2 1/4" or 3" full wood pole with single traverse systems • includes traverse ceiling mount bracket attached onto the bottom of the over-bracket <i>custom returns available, poles sold separately</i>	\$88.55 ea
CMTB-R *	steel custom ceiling bracket, single • 2 3/4"H x 1 1/2"W backplate <i>for double ceiling mount installation, install two individual brackets into ceiling</i> When ordering, specify: A. fascia diameter and profile. B. projection to carrier and/or to front of fascia. C. drop from ceiling to carrier eyelet and/or from ceiling to top of fascia (tip: finial must clear ceiling). D. width of mounting plate if longer than 2 3/4". 	\$75.90 ea

*available in any of our 50 standard hand painted finishes or your own custom finish

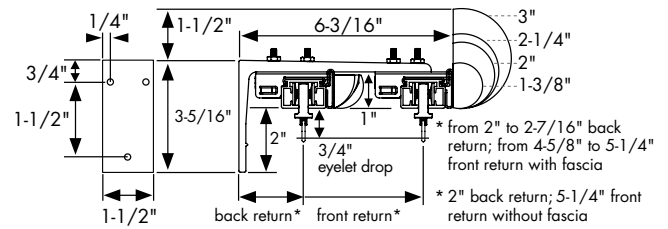
R-TEC Automation® motorized heavy duty traverse systems

R-TEC motorized traverse brackets

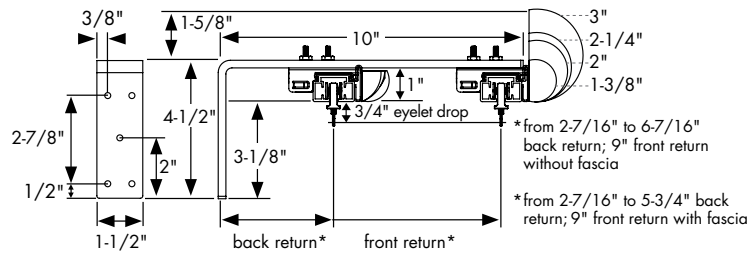
R-TEC Single Motorized Bracket (TB035-R)



R-TEC Single or Double Motorized Bracket (TB060-R)

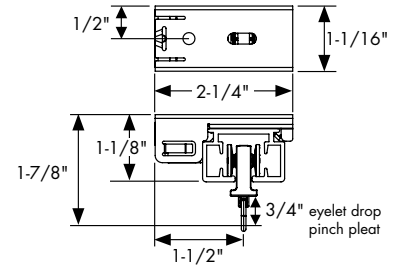


R-TEC Single, Double or Triple Motorized Bracket (TB100-R)

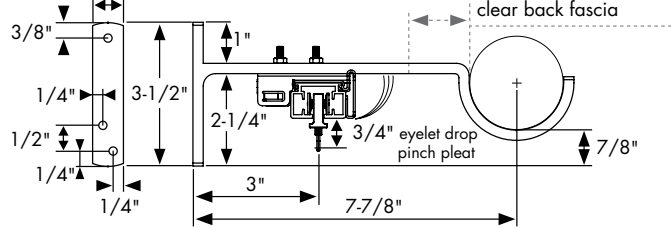


R-TEC Ceiling Mount Bracket (RTMDTBCM)

Please note:
Ceiling Bracket
will not
accommodate
fascia and finials.

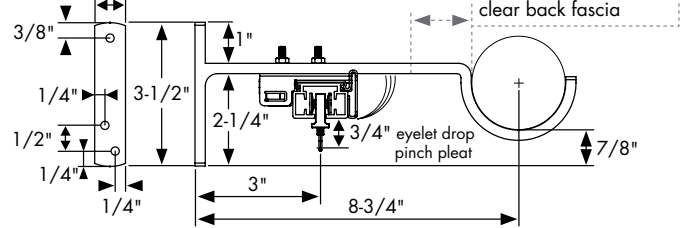


Custom Bracket (TBKT214-R)



tip: front pole ring must
clear back fascia

Custom Bracket (TBKT300-R)



tip: front pole ring must
clear back fascia

R-TEC Automation® motorized heavy duty traverse systems

carriers for additional carriers

Pinch Pleat Glides



CP40 CP40/BR

- pinch pleat glides
- wheel for smooth movement
- available in white or bronze /BR.
- included in system; additional glides may be ordered separately.

\$3.25 NET pack
(10 pieces)

Ripplefold® Style Glides

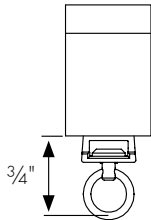


R4060/P R4060/P/BR
R4080/P R4080/P/BR
R4100/P R4100/P/BR
R4120/P R4120/P/BR

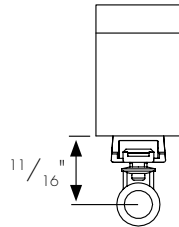
- Ripplefold glides with detachable pendants
- 60%, 80%, 100% or 120% fullness - specify fullness on order
- available in white or bronze /BR
- included in system; additional glides may be ordered separately

\$0.63 NET ea

R-TEC pinch pleat glide
4 per foot, unless otherwise specified



R-TEC Ripplefold glide
see specs to the right



60% carrier fullness: 2 5/8" spacing
80% carrier fullness: 2 3/8" spacing
100% carrier fullness: 2 1/8" spacing
120% carrier fullness: 1 7/8" spacing

Snap tape*: 4 1/4" spacing
*Snap tape not included with system

IMPORTANT: Drapery workroom must apply specific snap tape to drapery panel when using Ripplefold glides.

R-TEC Automation® Ripplefold glides are compatible with Rowley R-TEX and clear Ripplefold snap tapes. Kirsch Ripplefold snap tapes may also fit.

R-TEC motorized traverse accessories

Master carrier body is required for each master carrier arm - sold separately; look for the /BR icon for components available in bronze and add /BR at the end of the item number to order

Traverse Collection
Catalog page 8



RTMDTMCB
RTMDTMCB/BR

- master carrier body
- select from different arms to assemble into one MC Body; order two if ordering Center Draw MC Arms - sold separately
- available in white or bronze /BR

\$4.00 NET ea



RTMDTCD

- overlap master carrier arms for center draw
- pinch pleat or Ripplefold; order two MC Bodies - sold separately
- available in Stainless Steel only

\$4.75 NET pair



RTMDTCDTAN

- Tandem Master Carrier Arms for Center Draw (see below)
- pinch pleat or Ripplefold; order two MC Bodies - sold separately
- available in Stainless Steel only

\$7.00 NET pair



RTMDTOR
RTMDTOL

- master carrier arm for one-way draw
- right (R) or left (L)
- pinch pleat or Ripplefold; order one MC Body - sold separately
- available in Stainless Steel only

\$2.75 NET
ea



RTMDTCDB

- Ripplefold butt master carrier arms for center draw
- Ripplefold only; order two MC Bodies - sold separately
- do not overlap, allowing some light to filter between draperies on center draw treatments
- available in Stainless Steel only

\$4.75 NET pair



RTMDTOB

- Ripplefold butt master carrier arm for one-way draw
- right and left use
- Ripplefold only; order one MC Body - sold separately
- available in Stainless Steel only

\$2.75 NET
ea

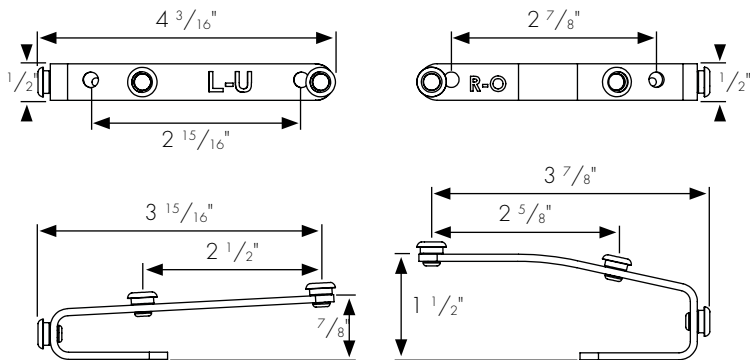
Tandem Alternative

Tandem alternative ARC™ motorized systems utilize two drapery motors and are used for draperies that exceed the maximum single motor capacity, available in center draw only. Use Tandem Center Draw Overlap Arms RTMDTCDTAN (for pinch pleat or ripplefold draperies) or two Butt Master One-Way Draw Arms RTMDTOB (for ripplefold draperies only).

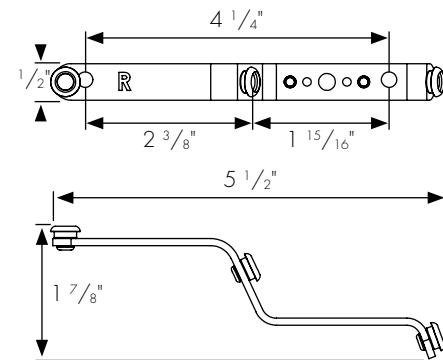
R-TEC Automation® motorized heavy duty traverse systems

R-TEC motorized carrier diagrams

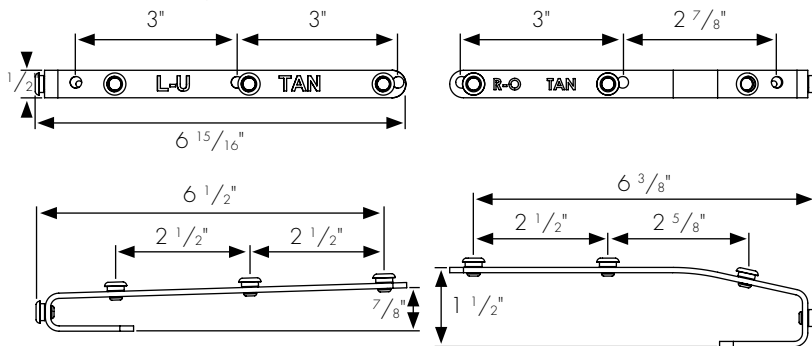
R-TEC Motorized Heavy Duty Traverse ONLY
Universal Master Carrier Arms, Center Draw
RTMDTCD



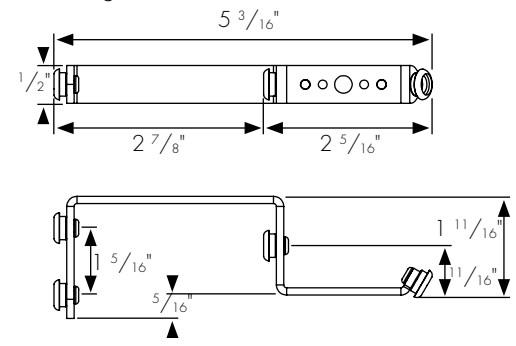
R-TEC Motorized Heavy Duty Traverse ONLY
Universal Master Carrier Arm, One-Way Draw
Right - RTMDTOR or Left - RTMDTOL



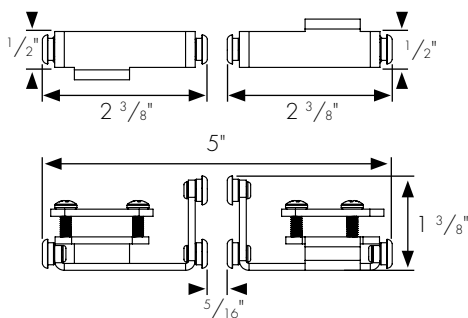
R-TEC Motorized Heavy Duty Traverse ONLY
Universal Tandem Master Carrier Arms, Center Draw
RTMDTCDTAN (see page 92 for details)



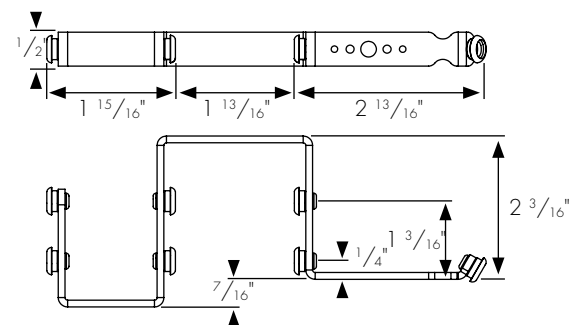
R-TEC Motorized Heavy Duty Traverse ONLY
Ripplefold Butt Master Carrier Arm, One-Way Draw, Right or Left - RTMDTOB



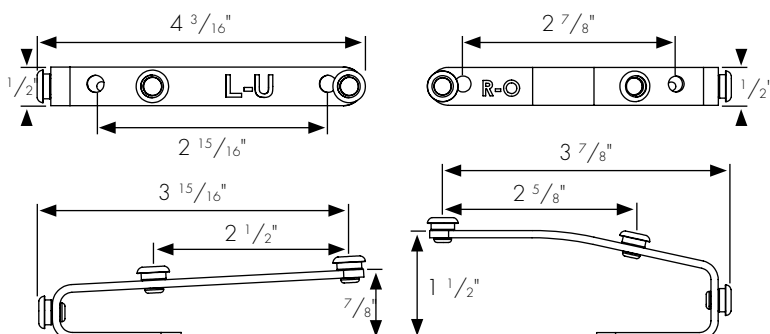
R-TEC Motorized Heavy Duty AND 1 3/8" Metal Traverse
Ripplefold Butt Master Carrier Arms, Center Draw
RTMDTCDB



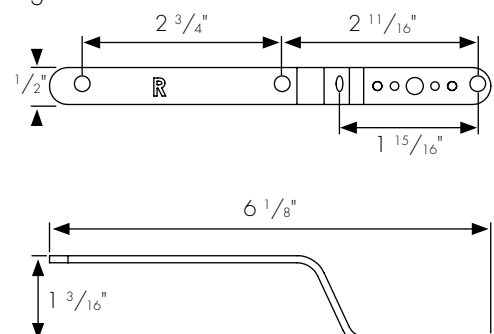
1 3/8" R-TEC Motorized Metal Traverse ONLY
Ripplefold Butt Master Carrier Arm, One-Way Draw
Right - RTTFC138OBR or Left - RTTFC138OBL



1 3/8" R-TEC Motorized Metal Traverse ONLY
Pinch Pleat / Ripplefold Master Carrier Arms, Center Draw
RTTFC138CD



1 3/8" R-TEC Motorized Metal Traverse ONLY
Pinch Pleat Master Carrier Arm, One-Way Draw
Right - RTTFC138PPOR or Left - RTTFC138PPOL



R-TEC Automation® & Somfy motorized traverse systems

Provide your clients with innovative window treatment solutions that fit their budget expectations with R-TEC Automation® systems that offer unrivaled design, uncompromising quality and service, and intuitive control options at exceptional price points.

System Features	R-TEC® Automation® Slim Drapery Motor	Somfy Glydea® ULTRA Motors		Somfy Irismo™ Motors	
		Heavy Duty	Standard	Standard	Mini
System Features	Slim Drapery Motor	Glydea® ULTRA 60e	Glydea® ULTRA 35e	Irismo™ 45	Irismo™ 35
8' system pricing (single track with 2 ¼" wood fascia)	\$1,730.00	\$2,800.00	\$2,450.00	\$2,800.00	\$2,450.00
center draw or one-way draw available	X	X	X	X	X
white or bronze track available	X	X	X	X	X
white or bronze components available	X	X	X	X	X
track maximum length	36'	36'	32'	33'	32'
maximum number of track splices	2	2	2	2	2
minimum curving radius		11.8" (30 CM)	11.8" (30 CM)		11.8" (30 CM)
white or bronze wall mount brackets (sgl & dbl)	X	X	X	X	X
white standard ceiling mount bracket	X	X	X	X	X
1 ¾" fascia provide	X				
Motor Features	Slim Drapery Motor	Glydea® ULTRA 60e	Glydea® ULTRA 35e	Irismo™ 45	Irismo™ 35
motor cord length as purchased	120" or specify length up to 240"	120"	120"	n/a	158.4"
touch motion	X	X	X	X	X
manual override	X	X	X	X	X
soft start	X	X	X	X	X
soft stop	X	X	X	X	X
speed control and adjustment	X	X	X	X	X
average linear speed	5.5 in./s - 8.25 in. /s	4.9 in./s - 7.86 in. /s (silent: 2.95 in. /s)	4.9 in./s - 7.86 in. /s (silent: 2.95 in. /s)	4.9 in./s - 7.86 in./s	4.9 in./s - 7.86 in./s
motor automatically stops when system reaches fully open or fully closed position	X	X	X	X	X
adjustable limits	X	X	X	X	X
intermediate position	Favorite Position	My Position	My Position	My Position	My Position
motorized track noise level	44 dB	38 dB in silent mode	38 dB in silent mode	44 dB	44 dB
maximum weight	110 lbs	132 lbs	77 lbs	99 lbs	77 lbs
tandem maximum weight	220 lbs	266 lbs	154 lbs	198 lbs	154 lbs
motor unit can be installed on either end of track	X	X	X	X	X
inverse mounting of motor	X	X	X	X	X
factory reset	X	X	X	X	X
Control Options	Slim Drapery Motor	Glydea® ULTRA 60e	Glydea® ULTRA 35e	Irismo™ 45	Irismo™ 35
timer control		X	X	X	X
sun control	X	X	X	X	X
digital communication technology	ARC™	Radio Technology Somfy (RTS)			
solar power	X				
Installation Features	Slim Drapery Motor	Glydea® ULTRA 60e	Glydea® ULTRA 35e	Irismo™ 45	Irismo™ 35
programming buttons on motor unit	X	X	X		X
power supply	Li-ion Battery or 110v AC/DC power transformer	120V		25.9 V DC Power (Li-ion Rechargeable)	24V DC Power Supply
amperage	1.3 A	0.8 A	0.8 A	0.5 A	2 A
power consumption	20 W	96 W	96 W	60 W	48 W
power cable type	3 conductor male plug	3 conductor male plug	3 conductor male plug	3 conductor male plug	3 conductor male plug
certifications	CE	c TUV us, CCC, CE		CE	CE
Standard Accessories included with system	Slim Drapery Motor	Glydea® ULTRA 60e	Glydea® ULTRA 35e	Irismo™ 45	Irismo™ 35
5 channel transmitter (remote control; white)	X	X	X	X	X
Carrier Features	Slim Drapery Motor	Glydea® ULTRA 60e	Glydea® ULTRA 35e	Irismo™ 45	Irismo™ 35
white or bronze pinch pleat or Ripplefold® style carriers	X	X	X	X	X

*components include: carriers, master carriers, drive gears, return hooks and fascia clips.

**maximum allowable charging current.


***DCT motors are available for Glydea Ultra 60e, 35e and Irismo 35. Special order required.

Somfy motorized heavy duty traverse systems

Traverse Collection Catalog pages 12-17

RIPPLEFOLD OR PINCH PLEAT, AVAILABLE IN 1 $\frac{7}{8}$ ", 2", 2 $\frac{1}{4}$ " AND 3" DIA.

single



Single Traverse System With Fascia

- standard single bracket is adjustable 2 $\frac{3}{4}$ " - 3 $\frac{5}{8}$ " return
- longer return bracket options may be substituted at no charge
- traverse system includes track, fascia, motor, power option, brackets, components and a standard 5 channel remote control
- coordinates with all fascia profiles
- 2 $\frac{1}{4}$ " finials and additional remote options sold separately

double



(front fascia shown; front and back fascia also available)

Double Traverse System With Fascia

- standard double brackets are adjustable 5" - 5 $\frac{3}{8}$ " front return and adjustable 1 $\frac{3}{4}$ " - 2 $\frac{3}{8}$ " back return
- longer return bracket options may be substituted at no charge
- traverse system includes tracks, fascia(s), motors, power options, brackets, components and a standard 5 channel remote control
- coordinates with all fascia profiles
- 2 $\frac{1}{4}$ " finials and additional remote options sold separately



Single Traverse System With Mitered Returns

- standard single bracket is adjustable 2 $\frac{3}{4}$ " - 3 $\frac{5}{8}$ " return
- longer return bracket options may be substituted at no charge
- traverse system includes track, fascia, motor, power option, brackets, components and a standard 5 channel remote control
- coordinates with all fascia profiles
- additional remote options sold separately



(front fascia shown; front and back fascia also available; mitered returns on front only)

Double Traverse System With Mitered Returns

- standard double brackets are adjustable 5" - 5 $\frac{3}{8}$ " front return and adjustable 1 $\frac{3}{4}$ " - 2 $\frac{3}{8}$ " back return
- longer return bracket options may be substituted at no charge
- traverse system includes tracks, fascia(s), motors, power options, brackets, components and a standard 5 channel remote control
- coordinates with all fascia profiles
- additional remote options sold separately



Single Traverse System Without Fascia

- standard single bracket is adjustable 2 $\frac{3}{4}$ " - 3 $\frac{5}{8}$ " return
- longer return bracket options may be substituted at no charge
- traverse system includes track, motor, power option, brackets, components and a standard 5 channel remote control
- available with no fascia; ceiling mount only available without fascia
- additional remote options sold separately



Double Traverse System Without Fascia

- standard double brackets are adjustable 5" - 5 $\frac{3}{8}$ " front return and adjustable 1 $\frac{3}{4}$ " - 2 $\frac{1}{2}$ " back return
- longer return bracket options may be substituted at no charge
- traverse system includes tracks, fascia(s), motors, power options, brackets, components and a standard 5 channel remote control
- available with no fascia; ceiling mount only available without fascia
- additional remote options sold separately

Somfy motorized traverse systems

RIPPLEFOLD OR PINCH PLEAT

INCLUDED IN SYSTEM: SOMFY® MOTORIZED TRAVERSE TRACK WITH MOTOR AND REMOTE



Somfy motorized track

- track sold in 1 foot increments, 6' minimum
- maximum continuous length is 20'; spliced lengths up to 36'
- includes one motor, standard remote control 5-channel transmitter per track, and fascia with fascia clips when applicable
- available in white or bronze; track finish will complement fascia finish
- end drive gears available in white
- may be ordered with or without The Finial Company™ fascia options
- curved tracks available with minimum 11.8" radius; curving fees apply



Somfy Situo® standard remote control transmitter 1870575

(multi-channel handheld remote)

- 5 1/4"H x 1 5/8"W
- 1 remote control per track
- 5 channels
- programmable My Position to set your favorite drapery position
- available in white



Somfy Irismo™ 45 motor 1002353

- heavy duty motor, 1 per track
- maximum drapery weight for motor: 99 lbs
- maximum length for motor: 33'
- 25.9V Li-ion Battery Power
- motor can be mounted on right or left for center draw, or top mounted
- return hooks/snaps included; available in white
- available in white
- 5 year warranty



Somfy Irismo™ 35 Mini motor 1003004

- mini motor, 1 per track
- maximum drapery weight for mini motor: 77 lbs
- maximum length for mini motor: 32'
- 24V DC Power Supply cord with plug: 158.4" cord length
- motor can be mounted on right or left for center draw, or top mounted
- return hooks/snaps included; available in white
- available in white
- 5 year warranty



Somfy Glydea® ULTRA 60e RTS motor 1003159

- heavy duty motor, 1 per track
- maximum drapery weight for heavy duty motor: 132 lbs
- maximum length for heavy duty motor: 36'
- 110V Power Supply cord with plug: 120" cord length
- motor can be mounted on right or left for center draw, or top mounted; may also be hardwired
- return hooks/snaps included; available in white
- available in brushed aluminum
- 5 year warranty (warranty voided if hardwired)



Somfy Glydea® ULTRA 35e RTS motor 1003152

- light duty motor; 1 per track
- maximum drapery weight for light duty motor: 77 lbs
- maximum length for light duty motor: 32'
- 110V Power Supply cord with plug: 120" cord length
- motor can be mounted on right or left for center draw, or top mounted; may also be hardwired
- return hooks/snaps included; available in white
- available in brushed aluminum
- 5 year warranty (warranty voided if hardwired)

Be sure to select the best motor for your window treatment. Use the Motor Weight Capacity chart below to determine which motor best accommodates your length of track and your drapery weight. The System Features chart on page 94 lists the varied functions of each motor.

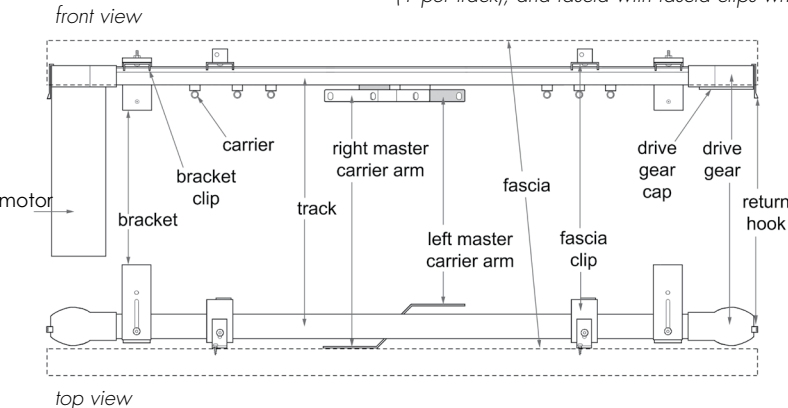
Motor Weight Capacity

Motor		maximum drapery weight per total length of system (lbs)											
		18' or less	20'	22'	24'	26'	28'	30'	32'	34'	36'	38'	40'
somfy	Standard Glydea® ULTRA 35e	77	77	77	77	77	77	77	77	-	-	-	-
	Heavy Duty Glydea® ULTRA 60e	132	132	132	132	132	132	132	132	132	132	-	-
	Standard Irismo™ 45	99	99	99	99	99	99	99	99	-	-	-	-
	Mini Irismo™ 35	77	77	77	77	77	77	77	77	-	-	-	-

Note: Capacity ratings are based on internal system friction only. External loads caused by fabric friction, drag, or obstructions will adversely affect pulling capacity or stop motor due to resistance. **Curving:** System curves reduce maximum drapery weight capacity by a minimum of 15% per bend. Please call us regarding weight capacity for your curved track. **Maximum System Lengths:** If you need more than the maximum spliced length for a system, two one-way systems can butt against each other behind fascia. Must be specified on your order form. An additional arm component is needed to create an overlap between the two individual systems; sold separately.

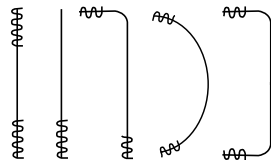
Motorized Traverse System

includes 1 motor with power supply (1 per track), track(s) with components, brackets, and 1 standard transmitter (1 per track), and fascia with fascia clips when applicable. Somfy transformers are within the Somfy motor housing.



Single and Double without Fascia can be curved for an additional fee:

Somfy Glydea®




Please note: Somfy Glydea® systems can be curved with a minimum 11.8" radius. All curves require a template. **Curving track reduces weight capacity of motor. Please refer to motor specifications above.**

Somfy motorized traverse systems

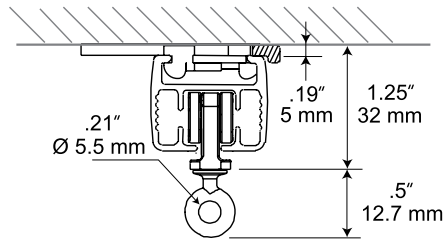
Somfy motorized traverse accessories

Traverse Collection Catalog page 18

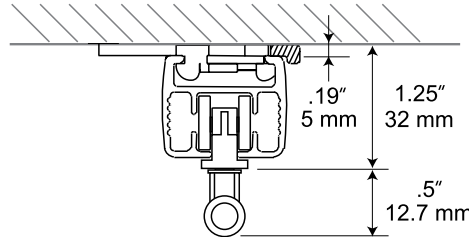


1781415 white 1782869 bronze			Somfy standard pinch pleat glide <ul style="list-style-type: none"> • wheeled for smooth movement • included in system; additional glides may be ordered separately • available in white or bronze 	\$2.04 NET ea
1780901 white	1782870 bronze	120%	Somfy Ripplefold glide <ul style="list-style-type: none"> • snap accepts Ripplefold tape and swivels to create fold • fullness 80%, 100% and 120%; specify fullness on order • available in white or bronze 	\$2.86 NET ea
1780902 white	1782871 bronze	100%		
1780903 white	1782872 bronze	80%		

Somfy pinch pleat glide
4 per foot, unless otherwise specified



Somfy Ripplefold glide

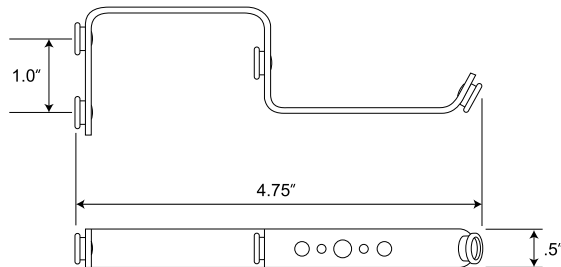


80% glide fullness: 2³/₈" spacing
100% glide fullness: 2¹/₈" spacing
120% glide fullness: 1⁷/₈" spacing

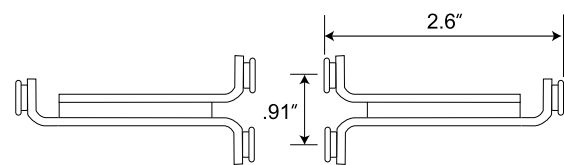
Snap tape: 4¹/₄" spacing;
Snap tape not included with system

IMPORTANT: Drapery workroom must apply specific snap tape to drapery panel when using Ripplefold glides. Somfy Glydea® Ripplefold glides are only compatible with Kirsch Ripplefold snap tape. Other brand tapes are NOT COMPATIBLE with the Somfy Glydea® Motorized system.

Somfy Ripplefold Butt Master Carrier
One-Way Draw



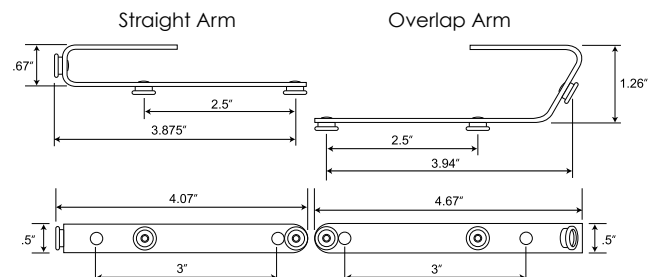
Somfy Ripplefold Butt Master Carrier
Center Draw



TFC Motorized Traverse Tips

- specified custom cut length indicates track length including drive gears; fascia will be 1/4" longer at each end of track (1/2" total); mitered fascia will be 1 1/2" to 1 3/4" longer at each end of track (3 to 3 1/2" total)
- track and fascia will be spliced in the center of overall length
- blended fascia available for an additional fee per blend; TFC will properly connect splice(s) and ship your fascia in one continuous length.
- back fascia can accommodate decorative end caps; decorative end caps sold separately
- Somfy Motorized Traverse Systems carry a 5 year warranty on motor;
WARNING: Modifications of internal components will void Somfy warranties;
Hardwiring Somfy Glydea® Motors will void Somfy warranties

Somfy Pinch Pleat or Ripplefold Master Carrier



Quantity Per System

	6'	7'	8'	9'	10'	11'	12'	13'	14'	15'	16'
Pinch Pleat Glides	24	28	32	36	40	44	48	52	56	60	64
Brackets	3	3	4	4	4	5	5	5	6	6	6

Somfy glides are 4 per foot

Somfy brackets are 1 every 3-4 feet

Somfy motorized traverse systems

Somfy motorized traverse accessories

Traverse Collection Catalog pages 18-19



TB035-S TB060-S TB100-S



TB035-S	steel traverse bracket, single • adjustable 2 ³ / ₄ " - 3 ⁵ / ₈ " return; 2 ¹¹ / ₁₆ "H x 1 ¹ / ₂ "W backplate • available in white or bronze	\$31.63 ea
TB060-S	steel traverse bracket, double, can be used for single 6" return • adjustable 5"-5 ³ / ₈ " front return, adjustable 1 ³ / ₄ "-2 ¹ / ₂ " back return, 3 ⁵ / ₁₆ "H x 1 ¹ / ₂ "W backplate • available in white or bronze	\$50.60 ea
TB100-S	steel custom bracket, single or double • 4 ¹ / ₂ "H x 1 ¹ / ₂ "W backplate; specify return up to 9 ³ / ₁₆ "	\$50.60 ea
CMBC-S	single ceiling mount bracket • 1/2"H x 2"Deep x 1"W • may only be used in systems without fascia • single bracket; may be substituted in single or double systems • available in white or bronze <i>for double ceiling mount installation, install two individual brackets into ceiling</i>	\$25.30 ea
SOMFY CLIP	Somfy fascia clip • use to attach fascia to traverse systems; included	\$25.30 ea
CMTB-S	steel custom ceiling bracket, single • 2 ³ / ₄ "H x 1 ¹ / ₂ "W backplate <i>specify drop: contingent upon which fascia or finials are chosen</i> <i>for double ceiling mount installation, install two individual brackets into ceiling</i>	\$75.90 ea
TBKT214-S	• 3 ¹ / ₂ "H x 3/4"W backplate, 7 ⁷ / ₈ " front return and 3" back track return* • use to combine 2" or 2 ¹ / ₄ " full wood pole with single traverse systems • includes traverse ceiling mount bracket attached onto the bottom of the over-bracket <i>*custom returns available, poles sold separately</i>	\$88.55 ea
TBKT300-S	• 3 ¹ / ₂ "H x 3/4"W backplate, 8 ³ / ₄ " front return and 3" back track return* • use to combine 3" full wood pole with single traverse systems • includes traverse ceiling mount bracket attached onto the bottom of the over-bracket <i>*custom returns available, poles sold separately</i>	\$88.55 ea
1781344	master carrier body • select from different arms to assemble into one MC Body; order two if ordering Center Draw MC Arms - sold separately • pinch pleat or Ripplefold. Available in gray with white only	\$16.50 NET ea
1782320 (Over Arm) 1782321 (Under Arm)	overlap master carrier arms for center draw • pinch pleat or Ripplefold; order two MC Bodies - sold separately • available in Stainless Steel only.	\$14.03 NET ea
1782662 (Under Arm) 1780947 (Over Arm)	tandem master carrier arms for center draw • pinch pleat or Ripplefold; order two MC Bodies - sold separately • available in Stainless Steel only.	\$14.03 NET ea
1782320	master carrier arm for one-way draw • right and Left use • pinch pleat or Ripplefold; order one MC Body - sold separately • available in Stainless Steel only.	\$14.03 NET ea
1780953	ripplefold butt master carrier arms for center draw • each, order 2. Ripplefold only; order two MC Bodies - sold separately • do not overlap, allowing some light to filter between draperies on center draw treatments • available in Stainless Steel only.	\$14.03 NET ea
1782319	ripplefold butt master carrier arms for center draw tandem option • each, order 2. Ripplefold only; order two MC Bodies - sold separately • do not overlap, allowing some light to filter between draperies on center draw treatments • available in Stainless Steel only.	\$14.03 NET ea
1782319	ripplefold butt master carrier arm for one-way draw • right and left use. Ripplefold only; order one MC Body - sold separately • available in Stainless Steel only.	\$14.03 NET ea

Somfy motorized traverse systems

Motorized Stack Back Calculation *(each drapery panel)*

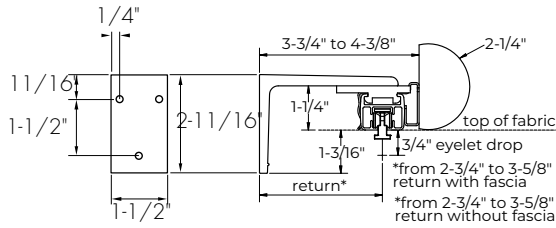
Somfy: master carrier + (# glides on panel x carrier width) + 3.75" = stack per drapery panel

Ex: Somfy 10ft. center draw, pinch pleat (standard 4 glides per ft.)
 $2.75" + [(40/2) \times .5"] + 3.75" = 16.5"$ stack, short master panel *BEFORE* drapery fabric is installed
 $6.75" + [(40/2) \times .5"] + 3.75" = 20.5"$ stack, overlap master panel *BEFORE* drapery fabric is installed

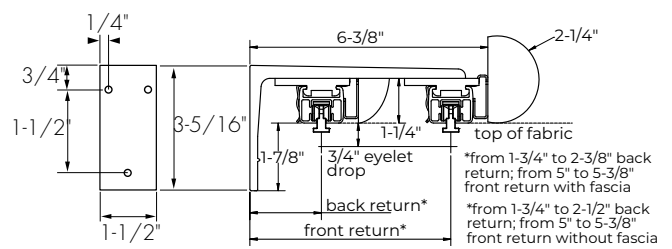
Please note: Calculations result in Stack Back Width *BEFORE* drapery fabric is installed. Stack back width will increase once draperies are installed. Factors such as thickness of drapery fabric, type of drapery pleat, and fullness of treatment affect the final stack back width. Please consult your workroom to determine your final stack back based on your draperies.

wall mount brackets for Somfy motorized systems

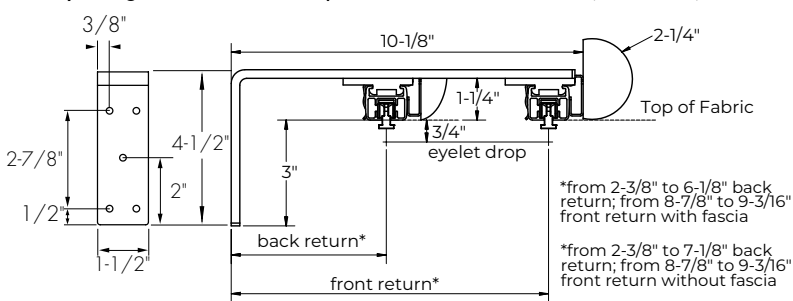
Somfy Single Motorized Bracket (TB035-S)



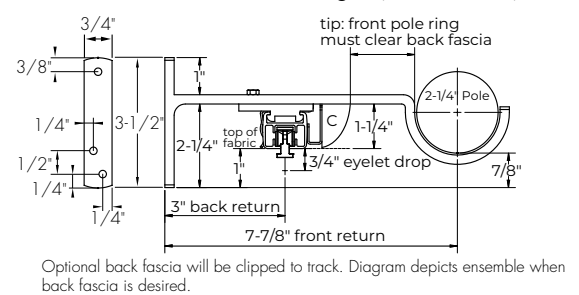
Somfy Single or Double Motorized Bracket (TB060-S)



Somfy Single, Double or Triple Motorized Bracket (TB100-S)



Custom Over-Bracket Single (TBKT214-S)

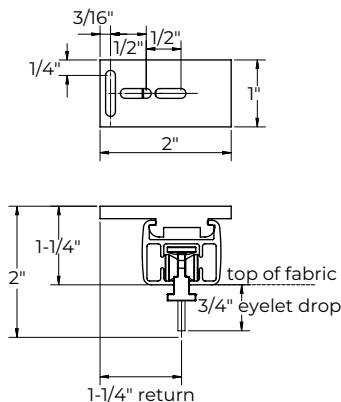


ceiling mount brackets for Somfy motorized systems

Please note: only Custom Ceiling Mount Bracket will accommodate fascia and finials.

Somfy Ceiling Mount Bracket (CMBC-S)

Available in White

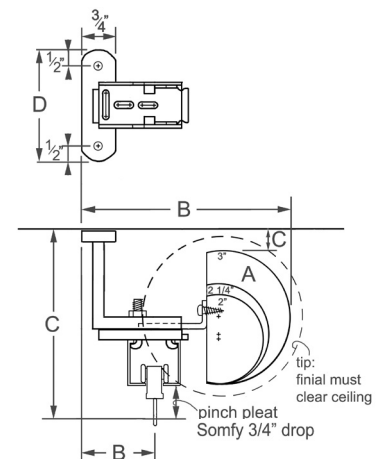


Custom Ceiling Mount Bracket (CMTB-S)

Sold separately

When ordering, specify:

- A. fascia diameter and profile.
- B. projection to carrier and/or to front of fascia.
- C. drop from ceiling to carrier eyelet and/or from ceiling to top of fascia (tip: finial must clear ceiling).
- D. width of mounting plate if longer than 2 3/4".



Somfy motorized traverse systems

Somfy Motorized Traverse Pricing

Item #	Name	Color	Price
--------	------	-------	-------

Somfy Motors

1003159	Somfy Glydea® ULTRA 60e Heavy Duty Motor		\$1,518.00
1003152	Somfy Glydea® ULTRA 35e Std Motor		\$1,246.03
1002353	Somfy Irismo™ 45 Std Motor		\$1,518.00
1003004	Somfy Irismo™ 35 Mini Motor		\$1,246.03

* Transformers are included

Item #	Name	Color	Price
--------	------	-------	-------

Motor Accessories

1003080	Battery Charger for Irismo™ 45 Std Motor	White	\$103.59
9026476	Rechargeable Li-ion Battery- Replacement	White	\$221.38

Transmitters/Devices

1870575	Situo® Transmitter-5 channel (included)	White	\$284.63
1810652	Telis Transmitter-5 channel	Black	\$357.50
1870571	Situo® Transmitter-1 channel	White	\$192.50
1810639	Telis Transmitter-1 channel	Silver	\$286.00
1810650	Telis Transmitter-1 channel	Black	\$286.00
1811081	Telis 16 RTS-16 channel	White	\$866.53
1811082	Telis 16 RTS-16 channel	Silver	\$866.53
1810897	Wireless Wall Switch-1 channel	White	\$487.03
1810898	Wireless Wall Switch-1 channel	Ivory	\$487.03
1810899	Wireless Wall Switch-1 channel	Black	\$556.60
1810813	Wireless Wall Switch-5 channel	White	\$506.00
1810814	Wireless Wall Switch-5 channel	Ivory	\$506.00
1810830	Wireless Wall Switch-5 channel	Black	\$588.23
1811185	Table Top Accessory *	White	\$151.80
1810972	Table Top Accessory *	Silver	\$151.80
1811051	Table Top Accessory *	Black	\$151.80

* use with Wireless Wall Switch

Programmable Timers

1811731	Somfy TaHoma® gateway		\$251.74 NET
---------	-----------------------	--	--------------

Item #	Name	Color	Price
--------	------	-------	-------

Somfy Additional Options, Upgrades & Fees

TFCFEEMITER-EACH	Wood fascia mitered return		\$80.00 per return
TFCFEEBLEND	Blended fascia splice		\$108.00 per blend
TFCFEECURVE	Curving fee (templates must be provided)	NET Price	\$175.00
Handling and Crating fee for curved tracks		NET Price	\$75.00

Item #	Name
--------	------

Motorized Traverse System with Wood Fascia

Single Track System with Wood Fascia for 1 7/8" slim, 2 1/4" flat smooth, 2" and 2 1/4" round, 3" round	
STRACKF2S6045	Somfy Glydea® ULTRA 60e RTS Heavy Duty Motor or Irismo™ 45 Std Motor
STRACKF2S35	Somfy Glydea® ULTRA 35e RTS Std Motor or Irismo™ 35 Mini Motor
Double Track System with Wood Fascia Front Only for 1 7/8" slim, 2 1/4" flat smooth, 2" and 2 1/4" round, 3" round	
STRACKF2DF6045	Somfy Glydea® ULTRA 60e RTS Heavy Duty Motor or Irismo™ 45 Std Motor
STRACKF2DF35	Somfy Glydea® ULTRA 35e RTS Std Motor or Irismo™ 35 Mini Motor
STRACKF2DFMix	Mixed Somfy Motors

Double Track System with Wood Fascia Front and Back for 2" and 2 1/4" round, 3" round	
STRACKF2DFB6045	Somfy Glydea® ULTRA 60e RTS Heavy Duty Motor or Irismo™ 45 Std Motor
STRACKF2DFB35	Somfy Glydea® ULTRA 35e RTS Std Motor or Irismo™ 35 Mini Motor
STRACKF2DFBMix	Mixed Somfy Motors

Double System with Stationary 2 1/4" or 3" Wood Pole Front & Track Back with no fascia	
STRACKF2DSF6045	Somfy Glydea® ULTRA 60e RTS Heavy Duty Motor or Irismo™ 45 Std Motor
STRACKF2DSF35	Somfy Glydea® ULTRA 35e RTS Std Motor or Irismo™ 35 Mini Motor
Double System with Stationary 2 1/4" or 3" Wood Pole Front & Track Back with fascia	
STRACKF2DSFB6045	Somfy Glydea® ULTRA 60e RTS Heavy Duty Motor or Irismo™ 45 Std Motor
STRACKF2DSFB35	Somfy Glydea® ULTRA 35e RTS Std Motor or Irismo™ 35 Mini Motor

Motorized Traverse System without Wood Fascia

Single Track System track available in white or bronze	
STRACK6045	Somfy Glydea® ULTRA 60e RTS Heavy Duty Motor or Irismo™ 45 Std Motor
STRACK35	Somfy Glydea® ULTRA 35e RTS Std Motor or Irismo™ 35 Mini Motor
Double Track System track available in white or bronze	
STRACKDBL6045	Somfy Glydea® ULTRA 60e RTS Heavy Duty Motor or Irismo™ 45 Std Motor
STRACKDBL35	Somfy Glydea® ULTRA 35e RTS Std Motor or Irismo™ 35 Mini Motor
STRACKDBLMix	Mixed Somfy Motors

Pair with these systems (sold separately):



Somfy TaHoma® gateway 1811731
Free app for iOS and Android:



Somfy motorized traverse systems

Orders with Somfy motorized traverse systems will incur a \$25 packaging fee. Orders that contain a Li-ion battery will be charged a \$25.00 shipping surcharge. Available in all profiles for 1 7/8", 2", 2 1/4" and 3" diameter fascias or without a wood fascia. 1 3/8" not available with Somfy Systems.

Pricing Includes Somfy® Motorized Traverse Track with Motor, Remote and Battery Charger when ordering the Irismo™ 45 Std Motor

Traverse Collection Catalog
pages 18-19

Systems are sold in 1 ft increments

	6'	7'	8'	9'	10'	11'	12'	13'	14'	15'	16'	per add'l ft
	\$3,619.00	\$3,762.00	\$3,905.00	\$4,048.00	\$4,191.00	\$4,334.00	\$4,477.00	\$4,620.00	\$4,763.00	\$4,906.00	\$5,049.00	\$143.00
	\$3,129.50	\$3,272.50	\$3,415.50	\$3,558.50	\$3,701.50	\$3,844.50	\$3,987.50	\$4,130.50	\$4,273.50	\$4,416.50	\$4,559.50	\$143.00
	\$6,891.50	\$7,128.00	\$7,364.50	\$7,601.00	\$7,837.50	\$8,074.00	\$8,310.50	\$8,547.00	\$8,783.50	\$9,020.00	\$9,256.50	\$236.50
	\$5,912.50	\$6,149.00	\$6,385.50	\$6,622.00	\$6,858.50	\$7,095.00	\$7,331.50	\$7,568.00	\$7,804.50	\$8,041.00	\$8,277.50	\$236.50
	\$6,402.00	\$6,638.50	\$6,875.00	\$7,111.50	\$7,348.00	\$7,584.50	\$7,821.00	\$8,057.50	\$8,294.00	\$8,530.50	\$8,767.00	\$236.50
	\$7,238.00	\$7,524.00	\$7,810.00	\$8,096.00	\$8,382.00	\$8,668.00	\$8,954.00	\$9,240.00	\$9,526.00	\$9,812.00	\$10,098.00	\$286.00
	\$6,259.00	\$6,545.00	\$6,831.00	\$7,117.00	\$7,403.00	\$7,689.00	\$7,975.00	\$8,261.00	\$8,547.00	\$8,833.00	\$9,119.00	\$286.00
	\$6,748.50	\$7,034.50	\$7,320.50	\$7,606.50	\$7,892.50	\$8,178.50	\$8,464.50	\$8,750.50	\$9,036.50	\$9,322.50	\$9,608.50	\$286.00
	\$3,923.70	\$4,158.00	\$4,392.30	\$4,626.60	\$4,860.90	\$5,095.20	\$5,329.50	\$5,563.80	\$5,798.10	\$6,032.40	\$6,266.70	\$234.30
	\$3,434.20	\$3,668.50	\$3,902.80	\$4,137.10	\$4,371.40	\$4,605.70	\$4,840.00	\$5,074.30	\$5,308.60	\$5,542.90	\$5,777.20	\$234.30
	\$4,270.20	\$4,554.00	\$4,837.80	\$5,121.60	\$5,405.40	\$5,689.20	\$5,973.00	\$6,256.80	\$6,540.60	\$6,824.40	\$7,108.20	\$283.80
	\$3,780.70	\$4,064.50	\$4,348.30	\$4,632.10	\$4,915.90	\$5,199.70	\$5,483.50	\$5,767.30	\$6,051.10	\$6,334.90	\$6,618.70	\$283.80
	6'	7'	8'	9'	10'	11'	12'	13'	14'	15'	16'	per add'l ft
	\$3,272.50	\$3,366.00	\$3,459.50	\$3,553.00	\$3,646.50	\$3,740.00	\$3,833.50	\$3,927.00	\$4,020.50	\$4,114.00	\$4,207.50	\$93.50
	\$2,783.00	\$2,876.50	\$2,970.00	\$3,063.50	\$3,157.00	\$3,250.50	\$3,344.00	\$3,437.50	\$3,531.00	\$3,624.50	\$3,718.00	\$93.50
	\$6,545.00	\$6,732.00	\$6,919.00	\$7,106.00	\$7,293.00	\$7,480.00	\$7,667.00	\$7,854.00	\$8,041.00	\$8,228.00	\$8,415.00	\$187.00
	\$5,566.00	\$5,753.00	\$5,940.00	\$6,127.00	\$6,314.00	\$6,501.00	\$6,688.00	\$6,875.00	\$7,062.00	\$7,249.00	\$7,436.00	\$187.00
	\$6,055.50	\$6,242.50	\$6,429.50	\$6,616.50	\$6,803.50	\$6,990.50	\$7,177.50	\$7,364.50	\$7,551.50	\$7,738.50	\$7,925.50	\$187.00



Motorized Traverse Order Form



AUTOMATION[®]

HOME MOTION by
somfy[®]

PO #	Side Mark	Ship via
------	-----------	----------

Company Information				Shipping Information			
Company Name		Acct #		Company Name		Acct #	
Contact Person				Contact Person			
Street Address				Street Address			
City		State		City		State	
Email				Email			
Phone		Fax		Phone		Fax	

MOTORIZED TRAVERSE SYSTEMS - consult Price List for detailed specifications.
Specified custom cut length indicates track length including drive gears. Mitered fascia will be up to 3" longer than track length, depending on the profile ordered.

Item #	Motor	Power Options for R-TEC Motor (NET) (Li-Ion Battery Battery Charger & USB Cable)	AC Power Transformer (10' cord included)	Fascia Type	System Length Up to 36' (per 1')	Custom Cut Track Length	Fascia Finish Code	Bracket Preference	Draw Preference Center One-Way	Motor Location	Glide Style pinch pleat or Ripplefold [®] *	Qty	Price per Unit	Subtotal
		<input type="checkbox"/> charger & cable	<input type="checkbox"/> 10' cord with plug						<input type="checkbox"/> L	<input type="checkbox"/> R	<input type="checkbox"/> L			
		<input type="checkbox"/> solar panel \$120	<input type="checkbox"/> 20' cord \$75; plug \$25						<input type="checkbox"/> L	<input type="checkbox"/> R	<input type="checkbox"/> L			
		<input type="checkbox"/> charger & cable	<input type="checkbox"/> 10' cord with plug						<input type="checkbox"/> L	<input type="checkbox"/> R	<input type="checkbox"/> L			
		<input type="checkbox"/> solar panel \$120	<input type="checkbox"/> 20' cord \$75; plug \$25						<input type="checkbox"/> L	<input type="checkbox"/> R	<input type="checkbox"/> L			
		<input type="checkbox"/> charger & cable	<input type="checkbox"/> 10' cord with plug						<input type="checkbox"/> L	<input type="checkbox"/> R	<input type="checkbox"/> L			
		<input type="checkbox"/> solar panel \$120	<input type="checkbox"/> 20' cord \$75; plug \$25						<input type="checkbox"/> L	<input type="checkbox"/> R	<input type="checkbox"/> L			
		<input type="checkbox"/> charger & cable	<input type="checkbox"/> 10' cord with plug						<input type="checkbox"/> L	<input type="checkbox"/> R	<input type="checkbox"/> L			
		<input type="checkbox"/> solar panel \$120	<input type="checkbox"/> 20' cord \$75; plug \$25						<input type="checkbox"/> L	<input type="checkbox"/> R	<input type="checkbox"/> L			

MOTORIZED TRAVERSE COORDINATING ACCESSORIES AND ADDITIONAL FEES
Order finials, mitered returns, and accessories here.

Item #	Finish Code	Description	Qty	Price per Unit	Subtotal

Additional Information																	Total
Quantity included per set based on cut track length	6'	7'	8'	9'	10'	11'	12'	13'	14'	15'	16'	17'	18'	19'	20'		
Pinch Pleat Glides [4 per foot, includes master carriers (2) & end caps (2)]	24	28	32	36	40	44	48	52	56	60	64	68	72	76	80		
Brackets (1 per every 3-4 feet)	3	3	4	4	4	5	5	5	6	6	6	7	7	7	8		

Special Instructions

* When ordering Ripplefold carriers, answer these questions:

1. Select Ripplefold fullness: ☐ 80% ☐ 100% ☐ 120%

2. Select Ripplefold masters: ☐ Overlap ☐ Butt Master

manual 1¹/₈" - 1³/₈" modern metal baton draw traverse systems

1¹/₈" - 1³/₈" modern metal traverse systems

Traverse Collection Catalog pages 24-27

BATON DRAW, RIPLEFOLD OR PINCH PLEAT
AVAILABLE IN 1¹/₈" OR 1³/₈" DIAMETERS

single traverse system, wall mount

- wall bracket: 3¹/₂" or 6" return options
- traverse system includes track, brackets, master carriers, glides and round end caps
- batons, modern collection finials and cuffs/collars sold separately

double traverse system, wall mount

- wall bracket: 3" and 7¹/₂" returns
- traverse system includes tracks, brackets, master carriers, glides and round end caps
- batons, modern collection finials and cuffs/collars sold separately

single traverse system, ceiling mount




- ceiling bracket: 3⁵/₁₆" drop
- traverse system includes track, brackets, master carriers, glides and round end caps
- batons, modern collection finials and cuffs/collars sold separately

double traverse system, ceiling mount

- ceiling bracket: 4" drop, 4¹/₂" between centers of tracks
- traverse system includes tracks, brackets, master carriers, glides and round end caps
- batons, modern collection finials and cuffs/collars sold separately

single traverse system, low-profile ceiling mount

- ceiling bracket: 1³/₁₆" drop
- traverse system includes track, brackets, master carriers, glides and round end caps
- batons, modern collection finials and cuffs/collars sold separately



manual 1¹/₈" - 1³/₈" modern metal baton draw traverse systems

1 ¹ / ₈ " - 1 ³ / ₈ " modern metal traverse systems					Systems are sold in 1 ft increments					Traverse Collection Catalog page 25	
---	--	--	--	--	-------------------------------------	--	--	--	--	-------------------------------------	--

Item #	Dia.	4'	5'	6'	7'	8'	9'	10'	11'	12'	price per ft
--------	------	----	----	----	----	----	----	-----	-----	-----	--------------

single traverse system, wall mount, 3 1/2" return (includes track, brackets, round end caps & components)

TFCMT118400/SET	1 ¹ / ₈ "	\$264.00	\$330.00	\$396.00	\$462.00	\$528.00	\$594.00	\$660.00	\$726.00	\$792.00	\$66.00
TFCMT138400/SET	1 ³ / ₈ "	\$347.60	\$434.50	\$521.40	\$608.30	\$695.20	\$782.10	\$869.00	\$955.90	\$1,042.80	\$86.90

single traverse system, wall mount, 6" return (includes track, brackets, round end caps & components)

TFCMT118401/SET	1 ¹ / ₈ "	\$299.20	\$374.00	\$448.80	\$523.60	\$598.40	\$673.20	\$748.00	\$822.80	\$897.60	\$74.80
TFCMT138401/SET	1 ³ / ₈ "	\$387.20	\$484.00	\$580.80	\$677.60	\$774.40	\$871.20	\$968.00	\$1,064.80	\$1,161.60	\$96.80

double traverse system, wall mount (includes tracks, brackets, round end caps & components)

TFCMT118402/SET	1 ¹ / ₈ "	\$528.00	\$660.00	\$792.00	\$924.00	\$1,056.00	\$1,188.00	\$1,320.00	\$1,452.00	\$1,584.00	\$132.00
TFCMT138402/SET	1 ³ / ₈ "	\$695.20	\$869.00	\$1,042.80	\$1,216.60	\$1,390.40	\$1,564.20	\$1,738.00	\$1,911.80	\$2,085.60	\$173.80

single traverse system, ceiling mount (includes track, brackets, round end caps & components)

TFCMT118403/SET	1 ¹ / ₈ "	\$264.00	\$330.00	\$396.00	\$462.00	\$528.00	\$594.00	\$660.00	\$726.00	\$792.00	\$66.00
TFCMT138403/SET	1 ³ / ₈ "	\$347.60	\$434.50	\$521.40	\$608.30	\$695.20	\$782.10	\$869.00	\$955.90	\$1,042.80	\$86.90

double traverse system, ceiling mount (includes tracks, brackets, round end caps & components)

TFCMT118404/SET	1 ¹ / ₈ "	\$528.00	\$660.00	\$792.00	\$924.00	\$1,056.00	\$1,188.00	\$1,320.00	\$1,452.00	\$1,584.00	\$132.00
TFCMT138404/SET	1 ³ / ₈ "	\$695.20	\$869.00	\$1,042.80	\$1,216.60	\$1,390.40	\$1,564.20	\$1,738.00	\$1,911.80	\$2,085.60	\$173.80

single traverse system, low-profile ceiling mount (includes track, brackets, round end caps & components)

TFCMT118406/SET	1 ¹ / ₈ "	\$211.20	\$264.00	\$316.80	\$369.60	\$422.40	\$475.20	\$528.00	\$580.80	\$633.60	\$52.80
TFCMT138406/SET	1 ³ / ₈ "	\$277.20	\$346.50	\$415.80	\$485.10	\$554.40	\$623.70	\$693.00	\$762.30	\$831.60	\$69.30

- maximum continuous track length in Chrome and Satin Gold is 8'. All other finishes available up to 12'. Center draw tracks can be spliced for longer lengths

1¹/₈" - 1³/₈" glide and bracket chart

Quantity included per set based on cut track length	4'	5'	6'	7'	8'	9'	10'	11'	12'	13'	14'	15'	16'	17'	18'	19'	20'	21'	22'	23'	24'
Glides [4 per foot, includes master carriers & end caps (2)]	16	20	24	28	32	36	40	44	48	52	56	60	64	68	72	76	80	84	88	92	96
Brackets	2	3	4	4	4	5	5	5	5	6	6	6	6	7	7	7	8	8	8	8	8

modern metal finishes

Traverse Collection Catalog page 24

CH	Chrome
BN	Brushed Nickel
SG	Satin Gold
BBN	Brushed Black Nickel
MK	Matte Black

- maximum continuous track length in Chrome (CH) and Satin Gold (SG) is 8'. All other finishes available up to 12'. Center draw tracks can be spliced for longer lengths
- see page 107 for finials. Sold separately

manual 1 1/8" - 1 3/8" modern metal baton draw traverse systems

1 1/8" - 1 3/8" brackets & connectors (for additional brackets)

Traverse Collection Catalog page 26



1 1/8" metal wall bracket, single 3 1/2" return, 1 7/8" Dia backplate	1 1/8" metal wall bracket, single 6" return, 1 7/8" Dia backplate	1 1/8" metal wall bracket, double 7 1/2" front and 3" back return, 1 7/8" Dia backplate	1 1/8" metal ceiling bracket, single 3 3/8" drop, 1 7/8" Dia backplate	1 1/8" metal ceiling bracket, double 2 5/8" drop, 4 1/2" between centers of tracks, 1 7/8" Dia ceiling plate
TFCMT118400	TFCMT118401	TFCMT118402	TFCMT118403	TFCMT118404
\$24.20 ea	\$33.00 ea	\$44.00 ea	\$24.20 ea	\$67.10 ea

1 3/8" metal wall bracket, single 3 1/2" return, 2 7/8" Dia backplate	1 3/8" metal wall bracket, single 6" return, 2 7/8" Dia backplate	1 3/8" metal wall bracket, double 7 1/2" front and 3" back return, 2 7/8" Dia backplate	1 3/8" metal ceiling bracket, single 3 3/8" drop, 1 7/8" Dia backplate	1 3/8" metal ceiling bracket, double 2 11/16" drop, 4 1/2" between centers of tracks, 1 7/8" Dia ceiling plate
TFCMT138400	TFCMT138401	TFCMT138402	TFCMT138403	TFCMT138404
\$31.90 ea	\$41.80 ea	\$56.10 ea	\$31.90 ea	\$86.90 ea

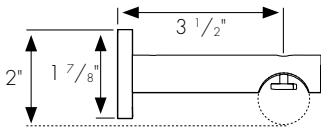


1 1/8" metal ceiling bracket extender 2" drop	1 1/8" low profile ceiling bracket 3/8" drop	1 1/8" hinged elbow 2 7/8" L	1 1/8" connector/splice 2" L
TFCMT118405	TFCMT118406	TFCMT118409	TFCMT118407
\$13.20 ea	\$15.40 ea	\$27.50 ea	\$7.70 ea

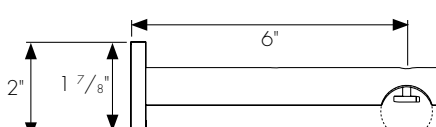
1 3/8" metal ceiling bracket extender 2" drop	1 3/8" low profile ceiling bracket 3/8" drop	1 3/8" hinged elbow 2 7/8" L	1 3/8" connector/splice 3" L
TFCMT138405	TFCMT138406	TFCMT138409	TFCMT138407
\$16.50 ea	\$17.60 ea	\$35.20 ea	\$7.70 ea

for diagrams and dimensions for
1 3/8" brackets, see page 110.

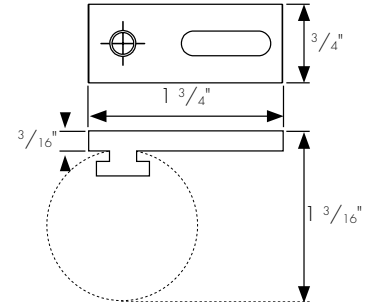
wall mount 3 1/2" return
TFCMT118400



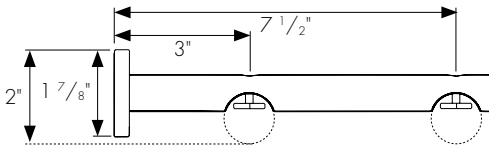
wall mount 6 inch return
TFCMT118401



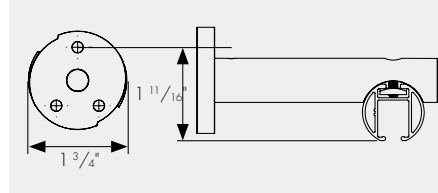
low-profile ceiling single
TFCMT118406



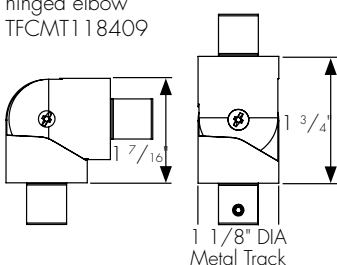
wall mount double
TFCMT118402



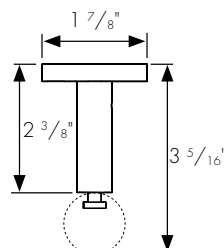
wall mount bracket mounting plate



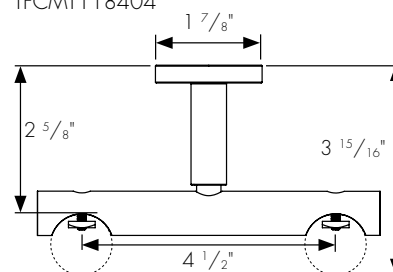
hinged elbow
TFCMT118409



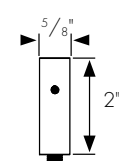
ceiling mount single
TFCMT118403



ceiling mount double
TFCMT118404



ceiling bracket extender
TFCMT118405




manual 1¹/₈" - 1³/₈" modern metal baton draw traverse systems

carriers

Look for the /BR icon for components available in bronze and add /BR at the end of the item number to order

Traverse Collection Catalog page 27



BT3005R
BT3005L

- pinch pleat master carriers
- stainless steel overlap arms
- multi-wheel design for smooth movement
- baton draw; pinch pleat
- right (R) or left (L)
- available in white or bronze /BR

\$4.75 NET
ea



BT3125R
BT3125L

- Ripplefold overlap master carriers
- stainless steel overlap arms with snaps to accept Ripplefold tape
- multi-wheel design for smooth movement
- overlap master carriers come standard unless otherwise specified
- baton draw; Ripplefold
- right (R) or left (L)
- available in white or bronze /BR

\$5.65 NET
ea



BT3600R
BT3600L

- Ripplefold butt master carriers
- snaps to accept Ripplefold tape
- multi-wheel design for smooth movement
- butt master carriers do not overlap, allowing some light to filter between draperies on center draw treatments
- butt master carriers must be specified for substitution
- baton draw; Ripplefold
- right (R) or left (L)
- available in white or bronze /BR

\$5.85 NET
ea



CP10

- ball-bearing pinch pleat glides
- ball-bearing wheel for smooth movement
- pinch pleat
- available in white or bronze /BR

\$2.95 NET
pack
(10 pcs)



R4060/ 60% fullness
R4080/ 80% fullness
R4100/ 100% fullness
R4120/ 120% fullness

- Ripplefold glides
- Ripplefold glides with detachable pendants
- fullness 60%, 80%, 100% or 120%; *specify fullness on order*
- Ripplefold
- available in white or bronze /BR

\$0.63 NET
ea



BT4333

- glide stop
- stainless steel

\$0.55 NET
ea

modern metal finishes

Traverse Collection Catalog
page 24

CH	Chrome
BN	Brushed Nickel
SG	Satin Gold
BBN	Brushed Black Nickel
MK	Matte Black

- maximum continuous track length in Chrome (CH) and Satin Gold (SG) is 8'. All other finishes available up to 12'. Center draw tracks can be spliced for longer lengths
- see page 107 for finials. Sold separately

how to order

see 2021 Traverse Collection Catalog pages 32 - 33 for easy to order instructions

batons

Traverse Collection Catalog page 27



metal baton, 3/8"Dia

TFCM312S	36" - available in all metal finishes	\$55.00 ea
TFCM314S	48" - available in all metal finishes	\$60.50 ea
TFCM316S	60" - available in all metal finishes	\$66.00 ea



handicap metal baton, 3/8"Dia

TFCM314HS-48	48" - available in BN or MK only	\$60.50 ea
TFCM314HS-60	60" - available in BN or MK only	\$66.00 ea



acrylic baton, 5/8"Dia

ABTN-36	36" - available in acrylic	\$49.50 ea
ABTN-48	48" - available in acrylic	\$55.00 ea

manual 1¹/₈" - 1³/₈" modern metal baton draw traverse systems





finials You must purchase cuffs & collars to coordinate with 1¹/₈" & 1³/₈" diameter tracks.






See the 2018 Drapery Hardware Catalog & website for more information






step 1: select Modern Metal Traverse System



step 2: select finial design




step 3: select a cuff or collar*
*sold separately

2018 Drapery Hardware Catalog page 5  Bryant	2018 Drapery Hardware Catalog page 5  Bryant Acrylic	2018 Drapery Hardware Catalog page 5  Declan	2018 Drapery Hardware Catalog page 5  Declan Acrylic
2 ⁷ / ₈ "L x 2 ³ / ₄ "W TFCM600	2 ⁷ / ₈ "L x 2 ³ / ₄ "W TFCM600/CL	2 ¹ / ₄ "L x 2 ¹ / ₄ "W TFCM601	2 ¹ / ₄ "L x 2 ¹ / ₄ "W TFCM601/CL
\$66.00 ea	\$86.90 ea	\$99.00 ea	\$82.50 ea



2018 Drapery Hardware Catalog page 5  Upton	2018 Drapery Hardware Catalog page 5  Upton Acrylic	2018 Drapery Hardware Catalog page 5  Delano	2018 Drapery Hardware Catalog page 5  Mercer	2018 Drapery Hardware Catalog page 5  Luca Acrylic
4"L x 1 ⁷ / ₈ "W TFCM602	4"L x 1 ⁷ / ₈ "W TFCM602/CL	4"L x 1 ⁷ / ₈ "W TFCM603	4"L x 2 ¹ / ₈ "W TFCM604	2"L x 3 ³ / ₄ "W TFCM605
\$88.00 ea	\$82.50 ea	\$99.00 ea	\$99.00 ea	\$99.00 ea




2018 Drapery Hardware Catalog page 5  Stiles Acrylic	2018 Drapery Hardware Catalog page 6  Anson	2018 Drapery Hardware Catalog page 6  Anson Acrylic	2018 Drapery Hardware Catalog page 6  Eason	2018 Drapery Hardware Catalog page 6  Eason Acrylic
2 ³ / ₈ "L x 3"W TFCM606	7 ⁷ / ₈ "L x 3"W TFCM691	7 ⁷ / ₈ "L x 3"W TFCM691/CL	1"L x 2 ⁷ / ₈ "W TFCM692	1"L x 2 ⁷ / ₈ "W TFCM692/CL
\$99.00 ea	\$47.30 ea	\$53.90 ea	\$47.30 ea	\$53.90 ea

1¹/₈" end caps See the 2018 Drapery Hardware Catalog & website for more information	Included
2018 Drapery Hardware Catalog page 6  Bex 1 ¹ / ₈ "	 Round 1 ¹ / ₈ "
3 ⁴ / ₄ "L x 1 ⁷ / ₈ "W (1 ³ / ₈ " sq) TFCM118690	3 ⁴ / ₄ "L x 1 ¹ / ₄ "W TFCM118191
\$31.90 ea	\$16.50 ea

1¹/₈" cuffs & collars See the 2018 Drapery Hardware Catalog & website for more information		
2018 Drapery Hardware Catalog page 6  1 ¹ / ₈ " metal modern cuff	2018 Drapery Hardware Catalog page 6  1 ¹ / ₈ " metal modern collar	2018 Drapery Hardware Catalog page 6  1 ¹ / ₈ " metal transitional collar
1"L x 1 ³ / ₈ "W TFCM118800	1 ⁵ / ₈ "L x 1 ³ / ₈ "W TFCM118801	1 ⁵ / ₈ "L x 1 ³ / ₈ "W TFCM118802
\$14.30 ea	\$14.30 ea	\$14.30 ea

You must purchase cuffs & collars to coordinate with 1¹/₈" & 1³/₈" diameter tracks.

1³/₈" end caps See the 2018 Drapery Hardware Catalog & website for more information	Included
2018 Drapery Hardware Catalog page 6  Bex 1 ³ / ₈ "	 Round 1 ³ / ₈ "
1"L x 2 ¹ / ₄ "W (1 ⁵ / ₈ " sq) TFCM138690	3 ⁴ / ₄ "L x 1 ¹ / ₂ "W TFCM138191
\$39.60 ea	\$19.25 ea

1³/₈" cuffs & collars See the 2018 Drapery Hardware Catalog & website for more information		
2018 Drapery Hardware Catalog page 6  1 ³ / ₈ " metal modern cuff	2018 Drapery Hardware Catalog page 6  1 ³ / ₈ " metal modern collar	2018 Drapery Hardware Catalog page 6  1 ³ / ₈ " metal transitional collar
1"L x 1 ⁵ / ₈ "W TFCM138800	1 ⁵ / ₈ "L x 1 ⁵ / ₈ "W TFCM138801	1 ⁷ / ₈ "L x 1 ⁵ / ₈ "W TFCM138802
\$19.80 ea	\$19.80 ea	\$19.80 ea


You must purchase cuffs & collars to coordinate with 1¹/₈" & 1³/₈" diameter tracks.

manual 1³/₈" metal baton draw traverse systems

1³/₈" metal traverse systems


Traverse Collection Catalog pages 28-31

BATON DRAW, RIPPLEFOLD OR PINCH PLEAT | AVAILABLE IN 1³/₈" DIAMETER



single traverse system, wall mount

- wall bracket: 3¹/₂" or 6" return options
- traverse system includes track, brackets, master carriers, glides and round end caps
- batons and metal collection finials sold separately.




double traverse system, wall mount

- wall bracket: 3" and 7¹/₂" returns
- traverse system includes tracks, brackets, master carriers, glides and round end caps
- batons and metal collection finials sold separately.



single traverse system, ceiling mount

- ceiling bracket: 2³/₈" drop
- traverse system includes track, brackets, master carriers, glides and round end caps
- batons and metal collection finials sold separately.



double traverse system, ceiling mount

- ceiling bracket: 2⁵/₈" drop, 4¹/₂" apart
- traverse system includes tracks, brackets, master carriers, glides and round end caps
- batons and metal collection finials sold separately.



single traverse system, low-profile ceiling mount

- ceiling bracket: ⁵/₃₂" drop
- traverse system includes track, brackets, master carriers, glides and round end caps
- batons and metal collection finials sold separately.

manual 1³/₈" metal baton draw traverse systems

1 ³ / ₈ " metal traverse systems			Systems are sold in 1 ft increments								Traverse Collection Catalog page 29	
Item #	Dia.	4'	5'	6'	7'	8'	9'	10'	11'	12'	price per ft	

single traverse system, wall mount, 3 1/2" return (includes track, brackets, round end caps & components)

TFCMT138400/SET	1 ³ / ₈ "	\$347.60	\$434.50	\$521.40	\$608.30	\$695.20	\$782.10	\$869.00	\$955.90	\$1,042.80	\$86.90
-----------------	---------------------------------	----------	----------	----------	----------	----------	----------	----------	----------	------------	---------

single traverse system, wall mount, 6" return (includes track, brackets, round end caps & components)

TFCMT138401/SET	1 ³ / ₈ "	\$387.20	\$484.00	\$580.80	\$677.60	\$774.40	\$871.20	\$968.00	\$1,064.80	\$1,161.60	\$96.80
-----------------	---------------------------------	----------	----------	----------	----------	----------	----------	----------	------------	------------	---------

double traverse system, wall mount (includes tracks, brackets, round end caps & components)

TFCMT138402/SET	1 ³ / ₈ "	\$695.20	\$869.00	\$1,042.80	\$1,216.60	\$1,390.40	\$1,564.20	\$1,738.00	\$1,911.80	\$2,085.60	\$173.80
-----------------	---------------------------------	----------	----------	------------	------------	------------	------------	------------	------------	------------	----------

single traverse system, ceiling mount (includes track, brackets, round end caps & components)

TFCMT138403/SET	1 ³ / ₈ "	\$347.60	\$434.50	\$521.40	\$608.30	\$695.20	\$782.10	\$869.00	\$955.90	\$1,042.80	\$86.90
-----------------	---------------------------------	----------	----------	----------	----------	----------	----------	----------	----------	------------	---------

double traverse system, ceiling mount (includes tracks, brackets, round end caps & components)

TFCMT138404/SET	1 ³ / ₈ "	\$695.20	\$869.00	\$1,042.80	\$1,216.60	\$1,390.40	\$1,564.20	\$1,738.00	\$1,911.80	\$2,085.60	\$173.80
-----------------	---------------------------------	----------	----------	------------	------------	------------	------------	------------	------------	------------	----------

single traverse system, low-profile ceiling mount (includes track, brackets, round end caps & components)

TFCMT138406/SET	1 ³ / ₈ "	\$277.20	\$346.50	\$415.80	\$485.10	\$554.40	\$623.70	\$693.00	\$762.30	\$831.60	\$69.30
-----------------	---------------------------------	----------	----------	----------	----------	----------	----------	----------	----------	----------	---------

- maximum continuous track length in BZ and ORB is 8'. All other finishes available up to 12'. Center draw tracks can be spliced for longer lengths
- Venetian Bronze (VZ) and Dark Oil Rubbed Bronze (DRB) finials coordinate with Matte Black (MK) tracks, brackets and batons

1³/₈" glide and bracket chart

Quantity included per set based on cut track length	4'	5'	6'	7'	8'	9'	10'	11'	12'	13'	14'	15'	16'	17'	18'	19'	20'	21'	22'	23'	24'
Glides [4 per foot, includes master carriers & end caps (2)]	16	20	24	28	32	36	40	44	48	52	56	60	64	68	72	76	80	84	88	92	96
Brackets	2	3	4	4	4	5	5	5	5	6	6	6	6	7	7	7	8	8	8	8	8

1³/₈" metal finishes

Traverse Collection Catalog page 28




PN	Polished Nickel
AP	Antique Pewter
AB	Antique Brass
BZ	Brushed Bronze
ORB	Oil Rubbed Bronze
VZ	Venetian Bronze*
DRB	Dark Oil Rubbed Bronze*
SK	Satin Black





- maximum continuous track length in Brushed Bronze (BZ) and Oil Rubbed Bronze (ORB) is 8'. All other finishes available up to 12'. Center draw tracks can be spliced for longer lengths
- Matte Black (MK) tracks, brackets and batons coordinate with Venetian Bronze (VZ) and Dark Oil Rubbed Bronze (DRB) finials*
- see page 112 for finials. Sold separately

manual 1³/₈" metal baton draw traverse systems

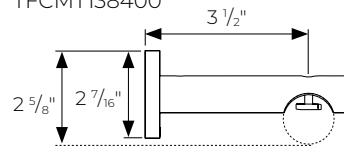
1³/₈" brackets & connectors (for additional brackets)

Traverse Collection Catalog page 30

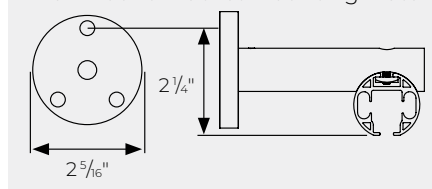
				
1 ³ / ₈ " metal wall bracket, single 3 ¹ / ₂ " return, 2 ⁷ / ₁₆ " Dia backplate	1 ³ / ₈ " metal wall bracket, single 6" return, 2 ⁷ / ₁₆ " Dia backplate	1 ³ / ₈ " metal wall bracket, double 7 ¹ / ₂ " front and 3" back return, 2 ⁷ / ₁₆ " Dia backplate	1 ³ / ₈ " metal ceiling bracket, single 2 ³ / ₈ " drop, 1 ⁷ / ₈ " Dia backplate	1 ³ / ₈ " metal ceiling bracket, double 2 ¹¹ / ₁₆ " drop, 4 ¹ / ₂ " between centers of tracks, 1 ⁷ / ₈ " Dia ceiling plate
TFCMT138400	TFCMT138401	TFCMT138402	TFCMT138403	TFCMT138404
\$31.90 ea	\$41.80 ea	\$56.10 ea	\$31.90 ea	\$86.90 ea

			
1 ³ / ₈ " metal ceiling bracket extender 2" drop	1 ³ / ₈ " low profile ceiling bracket 3/16" drop	1 ³ / ₈ " hinged elbow 2 ⁷ / ₈ " L	1 ³ / ₈ " connector/splice 3" L
TFCMT138405	TFCMT138406	TFCMT138409	TFCMT138407
\$16.50 ea	\$17.60 ea	\$35.20 ea	\$7.70 ea

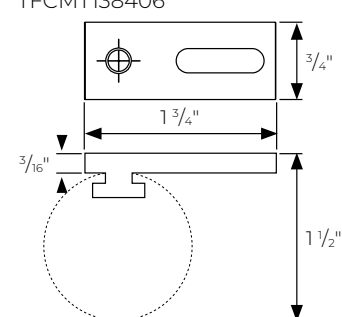
Wall Mount 3¹/₂" Return
TFCMT138400



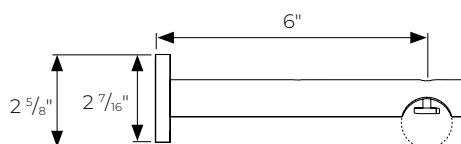
Wall Mount Bracket Mounting Plate



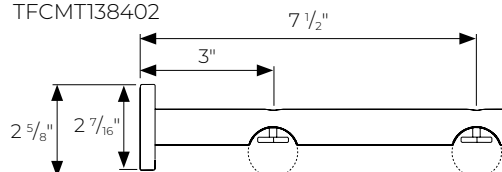
Low-Profile Ceiling Single
TFCMT138406



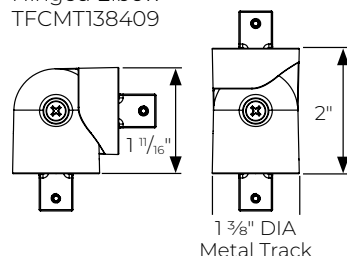
Wall Mount 6" Return
TFCMT138401



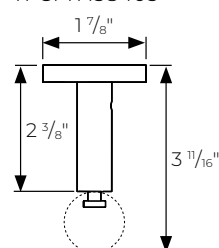
Wall Mount Double
TFCMT138402



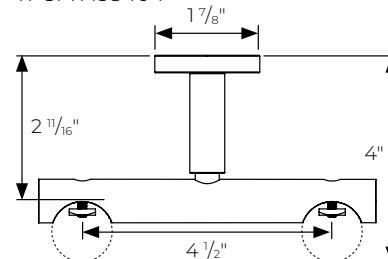
Hinged Elbow
TFCMT138409



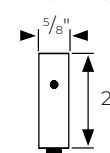
Ceiling Mount Single
TFCMT138403



Ceiling Mount Double
TFCMT138404



Ceiling Bracket
Extender
TFCMT138405




manual 1³/₈" metal baton draw traverse systems

carriers

Look for the /BR icon for components available in bronze and add /BR at the end of the item number to order

Traverse Collection Catalog page 31



BT3005R
BT3005L

- pinch pleat master carriers
- stainless steel overlap arms
- multi-wheel design for smooth movement
- baton draw; pinch pleat
- right (R) or left (L)
- available in white or bronze /BR

\$4.75 NET
ea



BT3125R
BT3125L

- Ripplefold overlap master carriers
- stainless steel overlap arms with snaps to accept Ripplefold tape
- multi-wheel design for smooth movement
- overlap master carriers come standard unless otherwise specified
- baton draw; Ripplefold
- right (R) or left (L)
- available in white or bronze /BR

\$5.65 NET
ea



BT3600R
BT3600L

- Ripplefold butt master carriers
- snaps to accept Ripplefold tape
- multi-wheel design for smooth movement
- butt master carriers do not overlap, allowing some light to filter between draperies on center draw treatments
- butt master carriers must be specified for substitution
- baton draw; Ripplefold
- right (R) or left (L)
- available in white or bronze /BR

\$5.85 NET
ea



CP10

- ball-bearing pinch pleat glides
- ball-bearing wheel for smooth movement
- pinch pleat
- available in white or bronze /BR

\$2.95 NET
pack (10 pcs)



R4060/ 60% fullness
R4080/ 80% fullness
R4100/ 100% fullness
R4120/ 120% fullness

- Ripplefold glides
- Ripplefold glides with detachable pendants
- fullness 60%, 80%, 100% or 120%; *specify fullness on order*
- Ripplefold
- available in white or bronze /BR

\$0.63 NET
ea



BT4333

- glide stop
- stainless steel

\$0.55 NET
ea

1³/₈" metal finishes

Traverse Collection Catalog
page 28

PN	Polished Nickel
AP	Antique Pewter
AB	Antique Brass
BZ	Brushed Bronze
ORB	Oil Rubbed Bronze
VZ	Venetian Bronze*
DRB	Dark Oil Rubbed Bronze*
SK	Satin Black

- maximum continuous track length in Brushed Bronze (BZ) and Oil Rubbed Bronze (ORB) is 8'. All other finishes available up to 12'. Center draw tracks can be spliced for longer lengths
- Matte Black (MK) tracks, brackets and batons coordinate with Venetian Bronze (VZ) and Dark Oil Rubbed Bronze (DRB) finials*
- see page 112 for finials. Sold separately

how to order

see 2021 Traverse Collection Catalog pages 32 - 33 for easy to order instructions

batons

Traverse Collection Catalog page 31



metal baton, 3/8" Dia

TFCM312S	36" - available in all metal finishes	\$55.00 ea
TFCM314S	48" - available in all metal finishes	\$60.50 ea
TFCM316S	60" - available in all metal finishes	\$66.00 ea



handicap metal baton, 3/8" Dia

TFCM314HS-48	48" - available in BN*, BZ, AB or MK *BN coordinates with PN	\$60.50 ea
TFCM314HS-60	60" - available in BN*, BZ, AB or MK *BN coordinates with PN	\$66.00 ea



acrylic baton, 3/8" Dia


ABTN-36	36" - available in acrylic	\$49.50 ea
ABTN-48	48" - available in acrylic	\$55.00 ea

manual 1³/₈" metal baton draw traverse systems

1³/₈" finials

See the 2018 Drapery Hardware Catalog and website for more information

2018 Drapery Hardware Catalog page 11  Turner 	2018 Drapery Hardware Catalog page 11  Britton 	2018 Drapery Hardware Catalog page 11  Ashby 	2018 Drapery Hardware Catalog page 11  Abington 	2018 Drapery Hardware Catalog page 11  Harlow 
5"L x 3"W	3 ¹ / ₄ "L x 3 ⁷ / ₈ "W	3 ⁷ / ₈ "L x 3 ³ / ₈ "W	4 ³ / ₈ "L x 3 ¹ / ₄ "W, glass	4 ³ / ₈ "L x 3"W
TFCM138100	TFCM138101	TFCM138102	TFCM138103	TFCM138104
\$73.70 ea	\$100.10 ea	\$93.50 ea	\$106.70 ea	\$73.70 ea

2018 Drapery Hardware Catalog page 11  Weston 	2018 Drapery Hardware Catalog page 11  Brentford 	2018 Drapery Hardware Catalog page 11  Rothwell 	2018 Drapery Hardware Catalog page 11  Wells End Cap 	Included  Round End Cap 
4 ¹ / ₄ "L x 3 ¹ / ₈ "W	3 ⁵ / ₈ "L x 3 ¹ / ₄ "W	4 ¹ / ₈ "L x 3"W	1 ¹ / ₄ "L x 2 ¹ / ₄ "W	3 ³ / ₄ "L x 1 ¹ / ₂ "W
TFCM138105	TFCM138106	TFCM138107	TFCM138190	TFCM138191
\$100.10 ea	\$93.50 ea	\$100.10 ea	\$47.30 ea	\$19.25 ea



Manual Metal Traverse Collection Order Form

PO #	Side Mark	Ship via	Date
------	-----------	----------	------

Company Information		Shipping Information	
Company Name	Acct #	Company Name	Acct #
Contact Person		Contact Person	
Street Address		Street Address	
City	State	City	State
ZIP		ZIP	
Email		Email	
Phone	Fax	Phone	Fax

METAL TRAVERSE SYSTEMS - Consult Price List for detailed specifications.

Item #	Finish Code	System Length (per 2')	Cut Length	Draw Preference Center	One-Way	Baton (sold separately)	Glides Pinch Pleat or Ripplefold*	Qty	Price per Unit	Subtotal
				<input type="checkbox"/>	<input type="checkbox"/> L <input type="checkbox"/> R		<input type="checkbox"/> PP <input type="checkbox"/> RF			
				<input type="checkbox"/>	<input type="checkbox"/> L <input type="checkbox"/> R		<input type="checkbox"/> PP <input type="checkbox"/> RF			
				<input type="checkbox"/>	<input type="checkbox"/> L <input type="checkbox"/> R		<input type="checkbox"/> PP <input type="checkbox"/> RF			
				<input type="checkbox"/>	<input type="checkbox"/> L <input type="checkbox"/> R		<input type="checkbox"/> PP <input type="checkbox"/> RF			

METAL TRAVERSE COORDINATING ACCESSORIES AND ADDITIONAL FEES
Order finials, cuffs & collars, additional brackets and accessories here.

Item #	Finish Code	Description	Qty	Price per Unit	Subtotal

Glide and Bracket Information																					
Quantity included per set based on cut track length	4'	5'	6'	7'	8'	9'	10'	11'	12'	13'	14'	15'	16'	17'	18'	19'	20'	21'	22'	23'	24'
Glides [4 per foot, includes master carriers & end caps (2)]	16	20	24	28	32	36	40	44	48	52	56	60	64	68	72	76	80	84	88	92	96
Brackets	2	3	4	4	4	5	5	5	5	6	6	6	6	7	7	7	8	8	8	8	8

Answer These Questions	
1. Select Ripplefold fullness: <input type="checkbox"/> 60% <input type="checkbox"/> 80% <input type="checkbox"/> 100% <input type="checkbox"/> 120%	
2. Select Ripplefold masters: <input type="checkbox"/> Buft Master <input type="checkbox"/> Overlap	

* Must specify Ripplefold carrier fullness.

Special Instructions

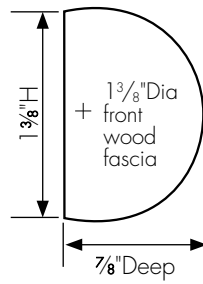
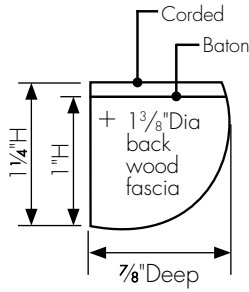
TOTAL

manual heavy duty traverse fascias

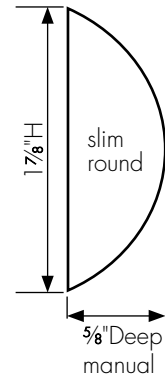
cuts for manual heavy duty systems

Traverse Collection Catalog pages 20-21

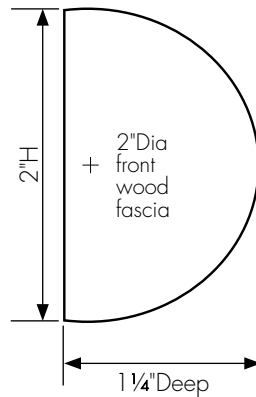
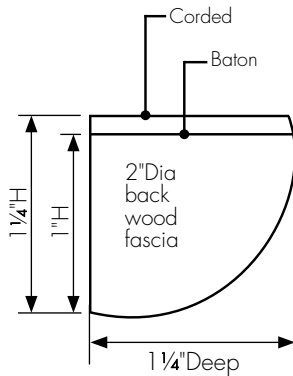
1 3/8"



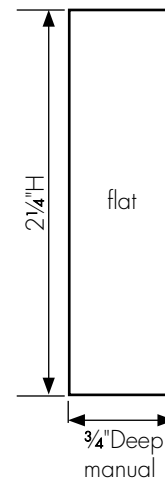
slim
round



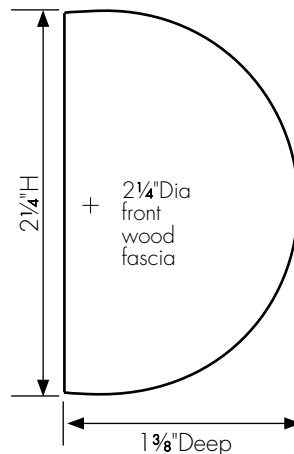
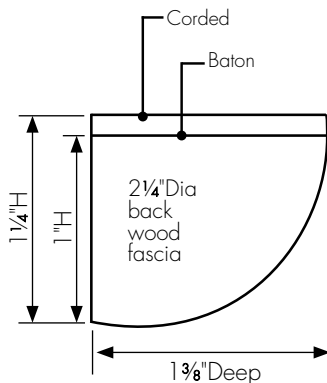
2"



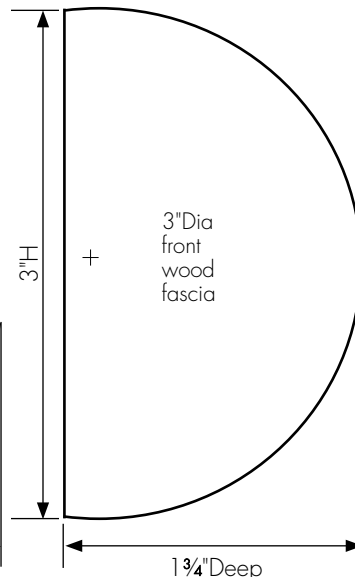
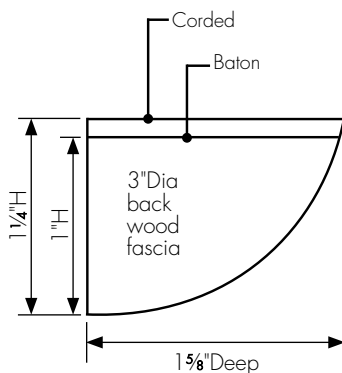
flat



2 1/4"

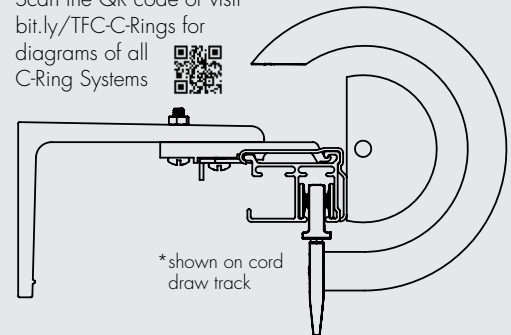


3"



c-rings with fascia

Scan the QR code or visit
bit.ly/TFC-C-Rings for
diagrams of all
C-Ring Systems



- c-rings available for 1 3/8", 2", 2 1/4" and 3"
- corded or baton draw systems
- pinch pleat only
- available in any of our 50 standard hand painted finishes or your own custom finish to match your fascia finish
- for double traverse systems, c-rings are for the front track only
- not available for traverse systems with mitered returns or stationary front pole

heavy duty traverse systems

Traverse Collection Catalog pages 34-37

CORDED OR BATON DRAW, RIPLEFOLD OR PINCH PLEAT | AVAILABLE IN 1 3/8", 1 7/8", 2", 2 1/4" AND 3" DIAMETERS

single traverse system

- coordinates with all fascia profiles or available with no fascia; ceiling mount only available without fascia
- standard corded single bracket has 3 7/8" - 5 3/8" return; standard baton single brackets has adjustable 3 3/8" - 4" return
- longer return bracket options may be substituted at no charge
- batons and finials sold separately
- c-rings available for 1 3/8", 2", 2 1/4" and 3"

double traverse system

Back track available with or without wood fascia. Back track shown with fascia and end caps.

- coordinates with all fascia profiles or available with no fascia; ceiling mount only available without fascia
- standard corded double brackets have 3" back track and adjustable 6" - 7 1/2" front track return; standard baton double brackets have 2 1/4" back track and adjustable 5 1/4" - 6" front track return
- longer return bracket options may be substituted at no charge
- batons and finials sold separately
- c-rings available for 1 3/8", 2", 2 1/4" and 3" (front track)

single or double traverse system with mitered returns



Back track available with or without wood fascia. Finials and c-rings are not available with this option.

- coordinates with all fascia profiles
- standard corded single bracket has 4" - 5 1/2" return; standard baton single brackets has adjustable 3 3/8" - 4" return
- standard corded double brackets have 3" back track and adjustable 6" - 7 1/2" front track return; standard baton double brackets have 2 1/4" back track and adjustable 5 1/4" - 6" front track return
- batons and mitered returns sold separately
- c-rings not available


stationary front pole with back traverse system

2", 2 1/4", and 3" wood poles can be used. Back track available with or without wood fascia. Back track shown with fascia and end caps.


- traverse system coordinates with all 2", 2 1/4" and 3" round fascia profiles; flat and slim fascia may not be used
- coordinates with 2", 2 1/4" and 3" poles for stationary front pole
- stationary front pole and TBKT bracket are included
- batons and finials sold separately
- full rings available on stationary; c-rings not available



(front and back fascia shown; front fascia only also available)




(front and back fascia shown; front fascia only also available; mitered returns on front only)



(front and back fascia shown; front fascia only also available)

coordinating fascia profiles & finials


Finials sold separately. Please reference the 2018 Drapery Hardware Catalog for coordinating finials: 1 3/8" Dia on pages 62-64, 2" - 2 1/4" Dia on pages 69-76 and 3" Dia on pages 82-84.



slim round smooth, no finials
• 1 7/8" Dia



flat smooth, no finials
• 2 1/4" Dia



smooth
• 1 3/8", 2", 2 1/4" and 3" Dia




grooved
• 1 3/8", 2", 2 1/4" and 3" Dia



fluted
• 1 3/8", 2" and 2 1/4" Dia



reeded
• 1 3/8", 2", 2 1/4" and 3" Dia



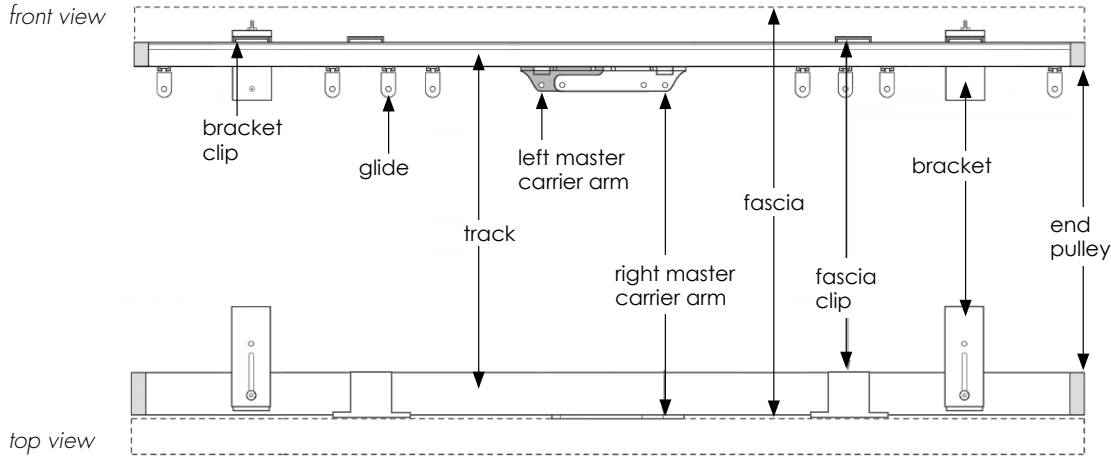
wide reeded
• 2 1/4" Dia



mitered returns (sold separately)
• 1 3/8", 1 7/8", 2", 2 1/4" and 3" Dia
• all profiles

manual heavy duty traverse systems

Heavy Duty Traverse System includes 1 track, components, your choice of brackets, and fascia with fascia clips when applicable. Pricing for Double Systems and other configurations are based on Single System pricing.



Manual Heavy Duty Traverse Pricing

Item # for Corded System	Item # for Baton System	Name	Systems are sold in 2 ft increments			
--------------------------	-------------------------	------	-------------------------------------	--	--	--

Manual Heavy Duty Corded or Baton Traverse System with Wood Fascia

Track System with Wood Fascia(s) for 1 3/8" round			4'	6'	8'	10'
CSTFCC138WF	CSTFCB138WF	Single with Fascia, No Rings	\$462.00	\$682.00	\$902.00	\$1,122.00
CSTFCC138WFFDBL	CSTFCB138WFFDBL	Double with Front Fascia, No Rings	\$770.00	\$1,149.50	\$1,529.00	\$1,908.50
CSTFCC138WFDL	CSTFCB138WFDL	Double with Front & Back Fascias, No Rings	\$924.00	\$1,364.00	\$1,804.00	\$2,244.00
CSTFCC138WFC	CSTFCB138WFC	Single with Fascia, C-Rings	\$737.00	\$1,105.50	\$1,474.00	\$1,842.50
CSTFCC138WFFCDBL	CSTFCB138WFFCDBL	Double with Front Fascia, C-Rings	\$1,045.00	\$1,573.00	\$2,101.00	\$2,629.00
CSTFCC138WFCDBL	CSTFCB138WFCDBL	Double with Front & Back Fascias, C-Rings	\$1,199.00	\$1,787.50	\$2,376.00	\$2,964.50

Track System with Wood Fascia(s) for 1 7/8" slim, 2 1/4" flat smooth, 2" and 2 1/4" round*

*available in 2" & 2 1/4" round only			1 7/8" slim and 2 1/4" flat smooth double systems are available in the front fascia option only 1 7/8" slim and 2 1/4" flat smooth are not available with c-rings			
CSTFCC214WF	CSTFCB214WF	Single with Fascia, No Rings	\$599.50	\$896.50	\$1,193.50	\$1,490.50
CSTFCC214WFFDBL	CSTFCB214WFFDBL	Double with Front Fascia, No Rings *	\$907.50	\$1,364.00	\$1,490.50	\$2,277.00
CSTFCC214WFDL	CSTFCB214WFDL	Double with Front & Back Fascias, No Rings	\$1,199.00	\$1,793.00	\$2,387.00	\$2,981.00
CSTFCC214WFC	CSTFCB214WFC	Single with Fascia, C-Rings *	\$880.00	\$1,320.00	\$1,760.00	\$2,200.00
CSTFCC214WFFCDBL	CSTFCB214WFFCDBL	Double with Front Fascia, C-Rings *	\$1,188.00	\$1,787.50	\$2,387.00	\$2,986.50
CSTFCC214WFCDBL	CSTFCB214WFCDBL	Double with Front & Back Fascias, C-Rings	\$1,479.50	\$2,216.50	\$2,953.50	\$3,690.50
CSTFCC214SDBL	CSTFCB214SDBL	Double with Stationary Front & No Fascia *	\$774.40	\$1,074.70	\$1,375.00	\$1,675.30
CSTFCC214WFBSDBL	CSTFCB214WFBSDBL	Double with Stationary Front & Back Fascia *	\$1,065.90	\$1,503.70	\$1,941.50	\$2,379.30

Track System with Wood Fascia(s) for 3" round

CSTFCC300WF	CSTFCB300WF	Single with Fascia, No Rings	\$744.70	\$1,114.30	\$1,483.90	\$1,853.50
CSTFCC300WFFDBL	CSTFCB300WFFDBL	Double with Front Fascia, No Rings	\$1,052.70	\$1,581.80	\$2,110.90	\$2,640.00
CSTFCC300WFDL	CSTFCB300WFDL	Double with Front & Back Fascias, No Rings	\$1,489.40	\$2,228.60	\$2,967.80	\$3,707.00
CSTFCC300WFC	CSTFCB300WFC	Single with Fascia, C-Rings	\$1,025.20	\$1,537.80	\$2,050.40	\$2,563.00
CSTFCC300WFFCDBL	CSTFCB300WFFCDBL	Double with Front Fascia, C-Rings	\$1,333.20	\$2,005.30	\$2,677.40	\$3,349.50
CSTFCC300WFCDBL	CSTFCB300WFCDBL	Double with Front & Back Fascias, C-Rings	\$1,769.90	\$2,652.10	\$3,534.30	\$4,416.50
CSTFCC300SDBL	CSTFCB300SDBL	Double with Stationary Front & No Fascia	\$919.60	\$1,292.50	\$1,665.40	\$2,038.30
CSTFCC300WFBSDBL	CSTFCB300WFBSDBL	Double with Stationary Front & Back Fascia	\$1,395.90	\$1,978.90	\$2,561.90	\$3,144.90

Manual Heavy Duty Corded or Baton Traverse System without Wood Fascia

Single Track System track available in white and bronze			4'	6'	8'	10'
CSTFCCTACK	CSTFCBTACK	Single with No Fascia	\$308.00	\$467.50	\$627.00	\$786.50
CSTFCCTACKDBL	CSTFCBTACKDBL	Double with No Fascia	\$616.00	\$935.00	\$1,254.00	\$1,573.00

manual heavy duty traverse systems

HEAVY DUTY STACK BACK CALCULATION *(each drapery panel)*

Heavy Duty pinch pleat: master carrier + (# glides on panel x .75") + 2.75" = stack per drapery panel

Heavy Duty Ripplefold*: master carrier + (# glides on panel x .625") + 2.75" = stack per drapery panel

**note: number of glides on panel depends on which fullness of Ripplefold tape being used. Consult your workroom for quantity.*

EX: Heavy Duty pinch pleat, 20ft. one-way draw (standard 4 glides per ft.)

4.25" + [80 glides on panel x .75"] + 2.75" = 67" stack back, per drapery panel BEFORE drapery fabric is installed

Please note: Calculations result in Stack Back Width BEFORE drapery fabric is installed. Stack back width will increase once draperies are installed.

Factors such as thickness of drapery fabric, type of drapery pleat, and fullness of treatment affect the final stack back width. Please consult your workroom to determine your final stack back based on your draperies.

additional heavy duty traverse information

BRACKETS, PINCH PLEAT GLIDES AND PINCH PLEAT GLIDES WITH C-RINGS

Quantity included per set based on cut track length	4'	5'	6'	7'	8'	9'	10'	11'	12'	13'	14'	15'	16'	17'	18'	19'	20'
Pinch Pleat Glides <small>[4 per foot, includes master carriers (2) & end caps (2)]</small>	16	20	24	28	32	36	40	44	48	52	56	60	64	68	72	76	80
Brackets (1 per every 3-4 feet)	2	3	3	3	4	4	4	5	5	5	6	6	6	7	7	7	8

COMPONENT COLORS

	White	Bronze
Track	•	•
Master Carriers	•	•
Glides	•	•
Brackets	•	•

Pricing Includes Track, Components and your choice of TB035-, TB060- or TB100- Brackets

Spliced systems begin at 16' for Corded and 20' for Baton

	12'	14'	16'	18'	20'	per add'l 2 ft
	\$1,342.00	\$1,562.00	\$1,782.00	\$2,002.00	\$2,222.00	\$220.00
	\$2,288.00	\$2,667.50	\$3,047.00	\$3,426.50	\$3,806.00	\$379.50
	\$2,684.00	\$3,124.00	\$3,564.00	\$4,004.00	\$4,444.00	\$440.00
	\$2,211.00	\$2,579.50	\$2,948.00	\$3,316.50	\$3,685.00	\$368.50
	\$3,157.00	\$3,685.00	\$4,213.00	\$4,741.00	\$5,269.00	\$528.00
	\$3,553.00	\$4,141.50	\$4,730.00	\$5,318.50	\$5,907.00	\$588.50
	\$1,787.50	\$2,084.50	\$2,381.50	\$2,678.50	\$2,975.50	\$297.00
	\$2,733.50	\$3,190.00	\$3,646.50	\$4,103.00	\$4,559.50	\$456.50
	\$3,575.00	\$4,169.00	\$4,763.00	\$5,357.00	\$5,951.00	\$594.00
	\$2,640.00	\$3,080.00	\$3,520.00	\$3,960.00	\$4,400.00	\$440.00
	\$3,586.00	\$4,185.50	\$4,785.00	\$5,384.50	\$5,984.00	\$599.50
	\$4,427.50	\$5,164.50	\$5,901.50	\$6,638.50	\$7,375.50	\$737.00
	\$1,975.60	\$2,275.90	\$2,576.20	\$2,876.50	\$3,176.80	\$300.30
	\$2,817.10	\$3,254.90	\$3,692.70	\$4,130.50	\$4,568.30	\$437.80
	\$2,223.10	\$2,592.70	\$2,962.30	\$3,331.90	\$3,701.50	\$369.60
	\$3,169.10	\$3,698.20	\$4,227.30	\$4,756.40	\$5,285.50	\$529.10
	\$4,446.20	\$5,185.40	\$5,924.60	\$6,663.80	\$7,403.00	\$739.20
	\$3,075.60	\$3,588.20	\$4,100.80	\$4,613.40	\$5,126.00	\$512.60
	\$4,021.60	\$4,693.70	\$5,365.80	\$6,037.90	\$6,710.00	\$672.10
	\$5,298.70	\$6,180.90	\$7,063.10	\$7,945.30	\$8,827.50	\$882.20
	\$2,411.20	\$2,784.10	\$3,157.00	\$3,529.90	\$3,902.80	\$372.90
	\$3,727.90	\$4,310.90	\$4,893.90	\$5,476.90	\$6,059.90	\$583.00

Spliced systems begin at 16' for Corded and 20' for Baton

	12'	14'	16'	18'	20'	per add'l 2 ft
	\$946.00	\$1,105.50	\$1,265.00	\$1,424.50	\$1,584.00	\$159.50
	\$1,892.00	\$2,211.00	\$2,530.00	\$2,849.00	\$3,168.00	\$319.00

additional heavy duty traverse fees

TFCFEEMITER-EACH: Wood fascia mitered return \$80.00 per return

TFCFEEMITER-45: Wood fascia mitered cut 45° angle (90° corner) \$65.00 per connection

TFCFEEMITER-NON45: Wood fascia mitered cut non-45° angle (non-90° corner) \$65.00 per connection

Standard 45° fascia splice no charge

TFCFEEBLEND: Blended fascia splice \$108.00 per blend

TFCFEEFASCUT: Fascia fabrication fee (if ordering fascia alone, order full pole and specify fascia fabrication) \$65.00 per fascia

TFCFEERESTRING: Restraining fee \$100.00 per track

heavy duty traverse system

Traverse Collection Catalog page 35

Orders with traverse systems up to 16' will incur a \$10 packaging fee, over 16' will incur a \$25 packaging fee.

Product Information

- Sold in 2 foot increments, 4 foot minimum; cut to specified length; fall off will not be saved or shipped
- Fascia, if selected, in 1 7/8" slim round, 2", 2 1/4" or 3" round wood profiles available up to 192". 2 1/4" flat fascia is available up to 144". Fascia is installed directly onto front of traverse system track. Fascia over 16 feet will be spliced
- 1 7/8" slim round and 2 1/4" flat smooth fascia do not accept finials. Not available for back fascia on Double Systems or Double System with Back Traverse and Stationary Pole in Front

Please Specify

- Item number for track or track with wood fascia
- Track and matching bracket color (if not specified, we will select color to match fascia finish)
- Cord location: right or left
- Draw: center, one-way stack right or one-way stack left
- Number of glides if different than 4 per foot
- Pinch pleat or Ripplefold carriers
- Cord drop (standard is 120"). Additional length available upon request
- Finish name and number for fascia, if selected

Options

- Additional brackets pages 118-119
- 3 1/2" or 6" mitered return(s) see above
- Standard splices and blended splices for fascia over 16', see above

manual heavy duty traverse systems


heavy duty baton traverse accessories

Look for the /BR icon for components available in bronze and add /BR at the end of the item number to order

Traverse Collection Catalog
pages 36-37



TB035-HB



TB060-HB

TB100-HB



TB035-HB

- wall traverse bracket, single
- adjustable up to 4" return
- 2¹¹/₁₆"H x 1¹/₂"W backplate
- available in white or bronze /BR

\$31.63 ea

TB060-HB

- wall traverse bracket, single or double
- adjustable 5¹/₄" - 6" front return, adjustable 2¹/₄"-3¹/₈" back return
- 3³/₈"H x 1¹/₂"W backplate
- available in white or bronze /BR

\$50.60 ea

TB100-HB

- heavy duty wall traverse bracket, single or double or triple
- adjustable up to 9³/₄"
- 4¹/₂"H x 1¹/₂"W backplate
- available in white or bronze /BR

\$50.60 ea

BT5333

- ceiling mount bracket, single
- 1/4"H x 2¹/₄"Deep x 1"W
- may only be used in systems without fascia
- available in white

\$1.00 NET
ea

BT4003NFC

- fascia mount clip
- use to attach fascia to baton traverse systems; included
- available in zinc

\$7.35 NET
ea

BT3005R BT3005L

- baton pinch pleat master carriers
- stainless steel overlap arms
- multi-wheel design for smooth movement
- baton draw
- pinch pleat
- right (R) or left (L)
- available in white or bronze /BR

\$4.75 NET
ea

BT3125R BT3125L

- baton Ripplefold master carriers
- stainless steel overlap arms with snaps to accept Ripplefold tape
- multi-wheel design for smooth movement
- overlap master carriers come standard unless otherwise specified
- baton draw
- Ripplefold
- right (R) or left (L)
- available in white or bronze /BR

\$5.65 NET
ea

BT3600R BT3600L

- baton Ripplefold butt master carriers
- stainless steel arms with snaps to accept Ripplefold tape
- multi-wheel design for smooth movement
- butt master carriers do not overlap, allowing some light to filter between draperies on center draw treatments
- butt master carriers must be specified for substitution
- baton draw
- Ripplefold
- right (R) or left (L)
- available in white or bronze /BR

\$5.85 NET
ea

BT4013

- baton pinch pleat end pulley
- baton draw
- pinch pleat
- right or left
- available in white or bronze /BR

\$1.30 NET
ea

BT4500

- baton pinch pleat c-ring end pulley
- baton draw
- pinch pleat with c-rings
- right or left
- available in white or bronze /BR

\$1.30 NET
ea

BT4123

- baton Ripplefold end pulley
- baton draw
- Ripplefold
- right or left
- available in white or bronze /BR

\$1.40 NET
ea

TBKT214-HB TBKT300-HB

- For 2"-2¹/₄" poles: 3¹/₂"H x 3/4"W backplate, 7⁷/₈" front return and 3" back track return*
- For 3" poles: 3¹/₂"H x 3/4"W backplate, 8³/₄" front return and 3" back track return*
- use to combine 2", 2¹/₄" or 3" full wood pole with single traverse systems
- includes traverse ceiling mount bracket attached onto the bottom of the over-bracket
- *custom returns available, poles sold separately
- *available in any of our 50 standard hand painted finishes or your own custom finish


\$88.55 ea

manual heavy duty traverse systems


heavy duty corded traverse accessories

Look for the /BR icon for components available in bronze and add /BR at the end of the item number to order

Traverse Collection Catalog
pages 36-37

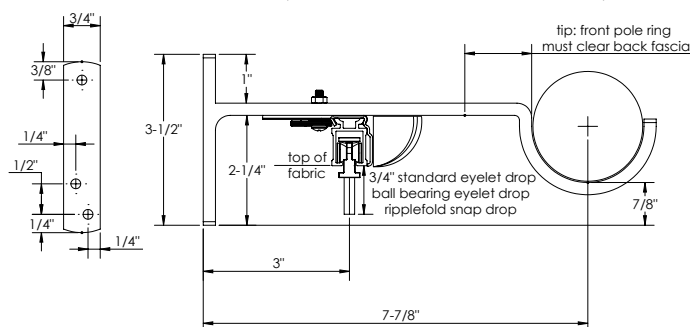


TB035-H TB060-H TB100-H

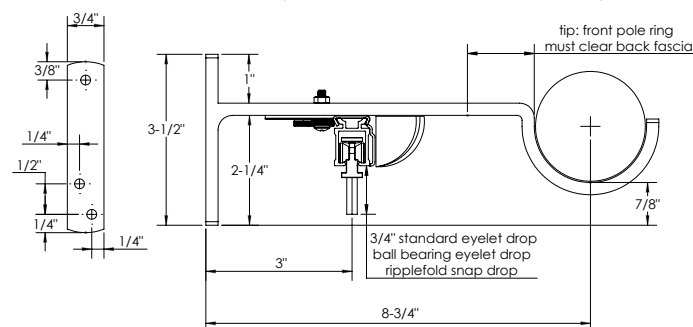


TB035-H	wall traverse bracket, single • adjustable up to 5 ³ / ₈ " return • 2 ¹ / ₁₆ "H x 1 ¹ / ₂ "W backplate • available in white or bronze /BR	\$31.63 ea
TB060-H	wall traverse bracket, single or double • adjustable 6"-7 ¹ / ₂ " front return, 3" back return • 3 ⁵ / ₁₆ "H x 1 ¹ / ₂ "W backplate • available in white or bronze /BR	\$50.60 ea
TB100-H	wall traverse bracket, single, double or triple • adjustable up to 11 ¹ / ₄ " • 4 ¹ / ₂ "H x 1 ¹ / ₂ "W backplate • available in white or bronze /BR	\$50.60 ea
CD533	ceiling mount bracket, single • 3/8"H x 2 ⁵ / ₈ "Deep x 7/8"W • may only be used in systems without fascia • available in white <i>for double ceiling mount installation, install two individual brackets into ceiling</i>	\$3.15 NET ea
CD4001FC	fascia mount clip • use to attach fascia to corded traverse systems; included • available in zinc	\$7.35 NET ea
CD3300R CD3300L	corded pinch pleat master carriers • stainless steel overlap arms • multi-wheel design for smooth movement • right (R) or left (L) • available in white or bronze /BR	\$5.65 NET ea
CD3412R CD3412L	corded Ripplefold master carriers • stainless steel overlap arms with snaps to accept Ripplefold tape • multi-wheel design for smooth movement • overlap master carriers come standard unless otherwise specified • right (R) or left (L) • available in white or bronze /BR	\$5.65 NET ea
CD3600R CD3600L	corded Ripplefold butt master carriers • stainless steel arms with snaps to accept Ripplefold tape • multi-wheel design for smooth movement • butt master carriers do not overlap, allowing some light to filter between draperies on center draw treatments • butt master carriers must be specified for substitution • right (R) or left (L) • available in white or bronze /BR	\$5.85 NET ea
CD4311R CD4311L	corded universal end pulley body • pendants sold separately: CP30 pinch pleat, CPC30 pinch pleat with c-rings or R1002 Ripplefold • right (R) or left (L) • available in white or bronze /BR	\$5.65 NET ea
CD4310R CD4310L	corded one-way end pulley body • right (R) or left (L) • available in white or bronze /BR	\$2.75 NET ea
TBKT214-H TBKT300-H	• For 2"-2 ¹ / ₄ " poles: 3 ¹ / ₂ "H x 3/4"W backplate, 7/8" front return and 3" back track return* • For 3" poles: 3 ¹ / ₂ "H x 3/4"W backplate, 8 ³ / ₄ " front return and 3" back track return* • use to combine 2", 2 ¹ / ₄ " or 3" full wood pole with single traverse systems • includes traverse ceiling mount bracket attached onto the bottom of the over-bracket *custom returns available, poles sold separately *available in any of our 50 standard hand painted finishes or your own custom finish	\$88.55 ea

Custom Bracket (TBKT214-H & TBKT214-HB)



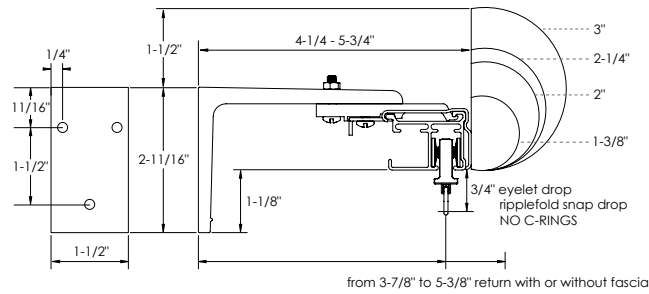
Custom Bracket (TBKT300-H & TBKT300-HB)



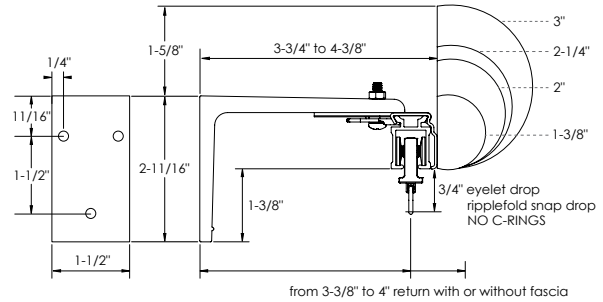
manual heavy duty traverse systems

wall mount brackets

Single Corded Bracket (TB035-H)



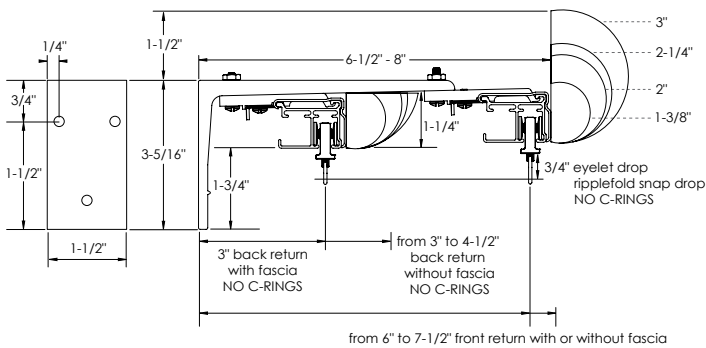
Single Baton Bracket (TB035-HB)



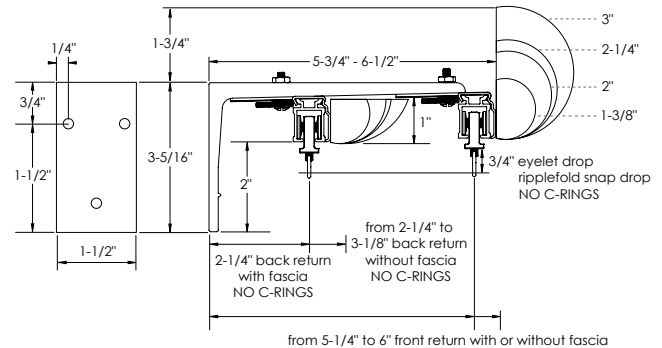
Scan the QR code or visit bit.ly/TFC-C-Rings for diagrams of all C-Ring Systems



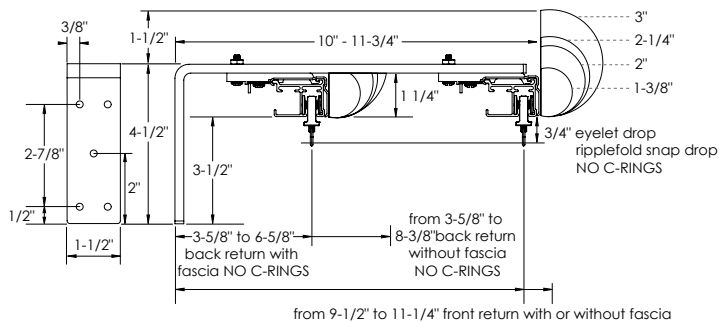
Single or Double Corded Bracket (TB060-H)



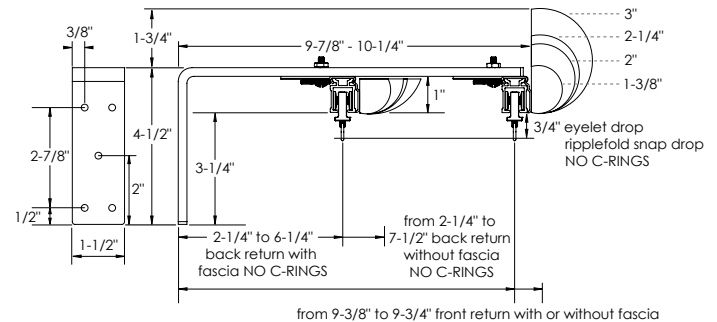
Single or Double Baton Bracket (TB060-HB)



Single, Double or Triple Corded Bracket (TB100-H)



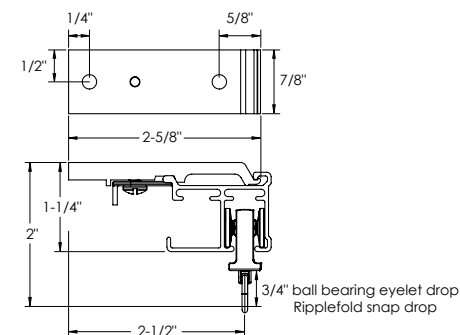
Single, Double or Triple Baton Bracket (TB100-HB)



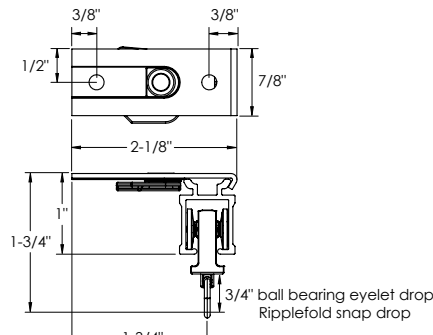
ceiling mount brackets

Please note: only Ceiling Mount Brackets will not accommodate fascia and finials.

Corded Single Ceiling Mount Bracket (CD533)



Baton Single Ceiling Mount Bracket (BT5333)





CP10	ball-bearing pinch pleat glides	\$2.95 NET pack (10 pcs)
R4060/ R4080/ R4100/ R4120/	60% fullness 80% fullness 100% fullness 120% fullness	Ripplefold glides • Ripplefold glides with detachable pendants • fullness 60%, 80%, 100% or 120%; specify fullness on order • Ripplefold • available in white or bronze /BR
CP500	drapery return bracket	\$3.25 NET pack (10 pcs)
BT4333	glide stop	\$0.55 NET ea
138CR 200CR 214CR 300CR	1 3/8" diameter 2" diameter 2 1/4" diameter 3" diameter	c-ring • use with round wood fascias *available in any of our 50 standard hand painted finishes or your own custom finish Scan the QR code or visit bit.ly/TFC-C-Rings for diagrams of all C-Ring Systems
CPC10	c-ring glide	\$1.80 NET pack (10 pcs)

CMTB-H *
corded

CMTB-HB *
baton

steel custom ceiling bracket, single

- 2 3/4"H x 1 1/2"W backplate for double ceiling mount installation, install two individual brackets into ceiling

When ordering, specify:

A. fascia diameter and profile.

B. projection to carrier and/or to front of fascia.

C. drop from ceiling to carrier eyelet and/or from ceiling to top of fascia (tip: finial must clear ceiling).

D. width of mounting plate if longer than 2 3/4".

tip: finial must clear ceiling

corded track shown

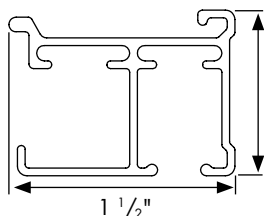
standard eyelet drop

\$75.90 ea


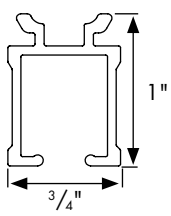
*available in any of our 50 standard hand painted finishes or your own custom finish

heavy duty corded or baton traverse track

Corded Track



Baton Track

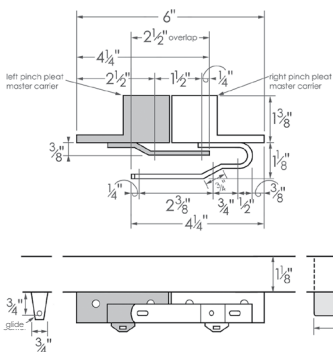


ANSI Standards: Child Safety Warning Tags

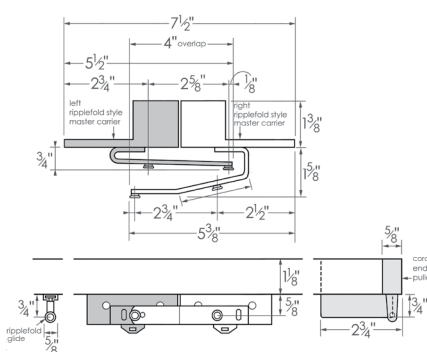
ANSI Standard 100.1:
Safety of Corded Window Coverings
Requires warning tags for child safety on all interior drapery hardware and window covering products that incorporate cords, bead chains, cord shrouds or any type of flexible loop control device in their operation INCLUDING sales collateral materials.

carriers for heavy duty traverse systems

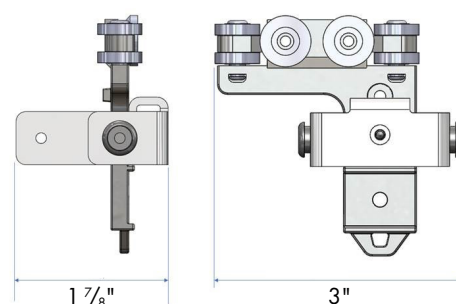
pinch pleat carriers



ripplefold carriers



heavy duty butt master carriers





Heavy Duty Traverse Order Form

PO #		Side Mark		Ship via	
Company Information					
Company Name		Acct #		Company Name	
Contact Person				Contact Person	
Street Address				Street Address	
City		State		City	
Email				Email	
Phone		Fax		Phone	
				Fax	

HEAVY-DUTY BALL BEARING TRAVERSE SYSTEMS - Consult Price List for detailed specifications.														
Specified custom cut length indicates fascia length. For mitered returns, custom cut length indicates fascia length from outside corner to outside corner of fascia.														
Item #	Fascia Type	System Length (per 2')	Custom Cut Length	Fascia Finish Code	Bracket Preference	Draw Preference Center One-Way		Cord Location	Cord Length (standard 120")	Baton Draw Option*	Carrier pinch pleat OR Ripplefold® style*	Qty	Price per Unit	Subtotal
						<input type="checkbox"/>	<input type="checkbox"/> L <input type="checkbox"/> R	<input type="checkbox"/> L <input type="checkbox"/> R						
						<input type="checkbox"/>	<input type="checkbox"/> L <input type="checkbox"/> R	<input type="checkbox"/> L <input type="checkbox"/> R						
						<input type="checkbox"/>	<input type="checkbox"/> L <input type="checkbox"/> R	<input type="checkbox"/> L <input type="checkbox"/> R						
						<input type="checkbox"/>	<input type="checkbox"/> L <input type="checkbox"/> R	<input type="checkbox"/> L <input type="checkbox"/> R						
						<input type="checkbox"/>	<input type="checkbox"/> L <input type="checkbox"/> R	<input type="checkbox"/> L <input type="checkbox"/> R						

HEAVY-DUTY BALL BEARING TRAVERSE COORDINATING ACCESSORIES AND ADDITIONAL FEES Order finalials, mitered returns, and accessories here.						
Item #	Finish Code	Description	Qty	Price per Unit	Subtotal	

Additional Information															
Quantity included per set based on cut track length				4'	5'	6'	7'	8'	9'	10'	11'	12'	13'	14'	20'
Pinch Pleat Glides [4 per foot, includes master carriers (2) & end caps (2)]				16	20	24	28	32	36	40	44	48	52	56	80
Brackets (1 per every 3-4 feet)				2	3	3	3	4	4	4	5	5	5	6	8
Total															

Special Instructions

* When ordering Ripplefold carriers, answer these questions:

1. Select Ripplefold fullness: ☐ 60% ☐ 80% ☐ 100% ☐ 120%

2. Select Ripplefold masters: ☐ Overlap ☐ Butt Master

* Baton draw option available; batons sold separately.

motorized or manual traverse systems

traverse systems coordinated color chart

Finish Name	Finish Code	Track and Bracket Colors	Maximum Continuous Fascia Length
STANDARD FINISHES			
Charred Toasted Oak	800	Bronze	16'
Bronzed Ore	810	Bronze	16'
Sea Salt Black	820	Bronze	16'
Driftwood	830	White	16'
White with Gold Accents	840	White	16'
Soft Brass	850	Bronze	16'
Grayed Brass	860	Bronze	16'
Chalet Gray	870	White	16'
Parchment	880	White	16'
Warm Walnut	890	Bronze	16'
Gilded Red	600	Bronze	16'
Cobalt Bronze	610	Bronze	16'
Weathered Iron	620	Bronze	16'
Ash Gray	630	White	16'
Oil Rubbed Bronze	640	Bronze	16'
Hickory	650	Bronze	16'
Antique White	660	White	16'
Espresso	670	Bronze	16'
Aged Gold	680	Bronze	16'
Champagne	690	Bronze	16'
Graphite	700	Bronze	16'
Tarnished Silver	710	Bronze	16'
Tawny Oak	720	Bronze	16'
Rose Gold	730	Bronze	16'
Smoky Mocha	740	Bronze	16'
Polished Gold	750	Bronze	16'
Rustic Iron	760	Bronze	16'
Bronze Patina	770	Bronze	16'
Hazelwood	780	Bronze	16'
Vintage Bronze	790	Bronze	16'
Bronze	105	Bronze	16'
Bronze with Gold	106	Bronze	16'
Bronze with Gold and Gray	107	Bronze	16'
Flat Black	109	Bronze	16'
Flat Black with Gold	110	Bronze	16'
Silver with Gold	112	White	16'
Walnut Gold	117	Bronze	16'
Dark Walnut Gloss with Gold	126	Bronze	16'
Antique Steel	129	Bronze	16'
Antique Steel with Black Highlights	129B	Bronze	16'
Gray with Gold	150	White	16'
Antique	155	Bronze	16'
Walnut Gold with Gray Accents	200	Bronze	16'
Walnut	240	Bronze	16'
Platinum	250	Bronze	16'
Platinum with Black Highlights	250B	Bronze	16'
Mahogany Rust	270	Bronze	16'
Pewter	320	Bronze	16'
Bronze with Black	330	Bronze	16'
Statuary Bronze with Gold	350G	Bronze	16'

Based on your specified finish we supply track and brackets that best match the finish on your fascia. Please refer to the Finish Reference Guide to the left. If you order a custom match finish, please specify your track color.

Components are included in the per foot track price, as listed in the Retail Price List. Components will match the track color when applicable (see chart at bottom of page).

Standard glides are 4 per foot. Standard brackets are 2 end brackets with 1 support bracket for every 3-4 feet of track.

Wood pole profiles available in 1 7/8", 2", 2 1/4" and 3" diameters can be used as fascia.

Spliced fascia will be cut at a 45° angle for an obscure splice upon request.

Spliced fascia can be blended for an additional fee (see pages 89, 100 or 117). Blended fascia will be properly connected and shipped in one continuous length.


COMPONENT COLORS

Components include: glides, master carriers and drive gears/end pulleys.

	motorized		manual
	R-TEC	Somfy	heavy duty
BRONZE	•	•	•
WHITE	•	•	•

Please Note: Somfy Glydea® motor is always silver.

C-ring glides are available only in Bronze



TFC20TDB
traverse
display board 2
24"H x 24"W x 6"Deep
wall mount

NET price: \$250.00



RTMDK
R-TEC Automation® display kit (case & kit*)
*R-TEC smart controls not included;
see page 78 for our selection
30¼"H x 26¼"W x 8"Deep (case)

NET price: \$300.00

order modules separately:

RTMDK/FMH \$100.00

R-TEC Automation® motorized metal module

RTMDK/TRACK \$100.00

R-TEC Automation® track module with fascia*
*1¾" fascia included for reference only; see page 85 for a full list of fascia styles available in this collection, and choose from any of our 50 standard hand painted finishes located on page 126 or your own custom finish

RTMLDKIT \$350.00

slim drapery motor + battery kit*

*works with motorized metal and track modules above



TFC18TTMETAL
metal table top display
12¼"H x 20"W x 8"Deep

NET price: \$125.00



TFC18TTMODMETAL
modern metal table top display
12¼"H x 20"W x 8"Deep

NET price: \$125.00




TFC18WRDB1
wood & resin
display board 1
42"H x 24"W x 7"Deep
wall mount

NET price: \$250.00

TFC18WRDB1RETRO
wood & resin retro kit 1
wall mount

NET price: \$75.00



TFC18WRDB2
wood & resin
display board 2
42"H x 24"W x 7"Deep
wall mount

NET price: \$250.00

TFC18WRDB2RETRO
wood & resin retro kit 2
wall mount

NET price: \$75.00



TFC18SDB
steel display board
42"H x 24"W x 7"Deep
wall mount

NET price: \$250.00

TFC18SDBRETRO
steel retro kit
wall mount

NET price: \$75.00

finish information

2018 NEW FINISHES

800	Charred Toasted Oak
810	Bronzed Ore
820	Sea Salt Black
830	Driftwood
840	White with Gold Accents
850	Soft Brass
860	Grayed Brass
870	Chalet Gray
880	Parchment
890	Warm Walnut

STANDARD FINISHES

105	Bronze
106	Bronze with Gold
107	Bronze with Gold and Gray
109	Flat Black
110	Flat Black with Gold
112	Silver with Gold
117	Walnut Gold
126	Dark Walnut Gloss with Gold
129	Antique Steel
129B	Antique Steel with Black Highlights
150	Gray with Gold
155	Antique
200	Walnut Gold with Gray Accents
240	Walnut
250	Platinum
250B	Platinum with Black Highlights
270	Mahogany Rust
320	Pewter
330	Bronze with Black
350G	Statuary Bronze with Gold
600	Gilded Red
610	Cobalt Bronze
620	Weathered Iron
630	Ash Gray
640	Oil Rubbed Bronze
650	Hickory
660	Antique White
670	Espresso
680	Aged Gold
690	Champagne
700	Graphite
710	Tarnished Silver
720	Tawney Oak
730	Rose Gold
740	Smoky Mocha
750	Polished Gold
760	Rustic Iron
770	Bronze Patina
780	Hazelwood
790	Vintage Bronze

special finishes

custom finishes and custom color match

Beyond our standard finishes, we can match any finish, fabric swatch, wood trim or paint color specified from your favorite paint company. A finish sample or paint color, sheen level and manufacturer must be provided by the customer. The Finial Company will then provide a strike-off sample to the customer on any wood or steel pole profile as requested. Customer approval of the strike-off sample is required before production will begin.

100 Polished Steel finish

Many, but not all, of our raw steel products can be polished and given a clear topcoat to achieve a finished look. Steel is not uniform in color tone and will vary in shades of gray and silver. Polishing raw steel parts requires considerably more preparation work than our other finishes and therefore incurs additional charges.

A polished steel finish is NOT available on the following items that appear in the steel section of the 2018 catalog:

TRT	EB3
EC1	CSL16
SELB	EB1
EB5	EC3
RF4	123ELB
EB2	EB6

clear coating

Clear coat can be added on any finish to achieve your preferred sheen level. Sheen choices are matte, satin and high gloss as shown in the catalog.

outdoor hardware finishing

Available on all Outdoor Hardware product as listed in the catalog. See pages 36-38. 20% surcharge on items in outdoor finishes that are not part of the Outdoor Hardware collection.

standard finishes on 1³/₈" metal collection:

1³/₈" Metal Collection finials, brackets, poles and rings are available in any of our standard hand painted finishes for a 30% surcharge on these items.

finish fees

(all prices below are SRP)

Custom match/custom finishing

includes modifying existing TFC finishes and painting product from any manufacturer in any finish not included in the 2018 Drapery Hardware Catalog. 10-15 day lead time:

single color: 10% of order value, minimum of \$100.00 per order

multicolor: 15% of order value, minimum of \$150.00 per order

Polished steel finishing:

30% of order value, min of \$150.00 per order

Clear coating:

10% of order value, min of \$100.00 per order

Outdoor hardware finishing:

20% of order value

1³/₈" Metal Collection standard finishing:

30% of order value, no minimum order

Touch up paint:

\$20.00 per vial

Strike-offs:

\$70.00 per finish/strike-off. If finish is approved, 1/2 of strike-off fee will be rebated on order.

Color chip samples:

\$3.00 per chip

repaint fees

Includes painting product from any manufacturer in a standard TFC finish included in the 2018 Drapery Hardware Catalog. 10-15 day lead time. (all prices below are SRP)

Poles	\$15.00 per foot
Bracket	\$20.00 ea
Tieback posts	\$15.00 ea
Rings	\$5.00 ea
Finials or end caps	\$20.00 ea
Elbows	\$20.00 ea
Rosettes	\$20.00 ea
Crests	\$60.00 ea

PRICING AND TERMS

Prices found in The Finial Company Retail Price List are our suggested retail prices. Due to the U.S. government's current policy on China tariffs, all products are subject to a tariff surcharge as of September 1st, 2019. Prices are subject to change without notice. Prices are quoted exclusive of freight and packaging. The buyer should always inspect the product upon receipt.

IMPORTANT: Please note that your order will be placed with an authorized Finial Company Distributor. While most of the following will generally apply, your distributor may have terms and conditions of sales that will vary from what is stated here.

Estimated Lead Times: Purchase orders are processed once they are received by The Finial Company. Incomplete information will delay processing and shipping. Metal Baton Draw Traverse Systems will ship within 5 business days of the order confirmation. Painted product (including painted products from the Metal Collection), custom products and traverse systems will ship within 10-15 business days of the order confirmation. R-TEC Automation® Traverse Systems will ship within 10-15 business days of the order confirmation.

Rush Orders: Rush orders are available. An additional 30% charge applies to product and all fees excluding freight and packaging. Rush orders will ship within 5 business days. The 30% rush charge is available for all product except arch rods, bay windows, custom brackets, and mitered returns. If an order is received after 12:00 C.S.T., the next business day will count as the first day of production.

IMPORTANT: Please note that rush orders are not always available due to the nature of scheduling in a strictly custom manufacturing environment. Processing time for a rush order is in business days, (excluding holidays) not calendar days.

Shipping (NET Fees): Poles or tracks over 92" must be shipped by common carrier. For current common carrier freight rates go to www.thefinialcompany.com/freightrate. Expedited shipments are not available in all areas. Any additional charges for expedited shipments will be in addition to the published net fees. Orders that contain a Li-ion battery will be charged a \$25.00 shipping surcharge.

The following orders will be subject to actual freight costs:

- shipments going to Alaska, Hawaii, Idaho, Montana, Wyoming, Puerto Rico or any international destination.
- orders with poles or tracks exceeding 92" in length
- orders that exceed a \$2,500 SRP

Packaging Fees (NET Fees): A net packaging fee of \$10.00 per order will apply to any order that has a pole. A net packaging fee of \$10.00 will apply to any order with a traverse rod less than 16 feet. The net packaging fee increases to \$25.00 for all orders with arched rods; bay windows; rods with returns; motorized traverse track; or poles, rods and corded traversing track 16 feet or longer.

RETURNS, CHANGES & CANCELLATIONS

All orders are considered "custom". No changes or cancellations will be accepted later than 24 hours after order is confirmed. All returns must be authorized by The Finial Company customer service department, and are authorized at our discretion, given the circumstances and nature of each custom order.

DAMAGED GOODS

Immediately upon receipt, your order should be inspected to ensure that there is no concealed damage from shipping. Claims on damaged merchandise must be made within 15 days of receipt. No claims after 15 days will be accepted. If your order is damaged in shipping, carriers require that all packing materials be kept in order for a representative to inspect the goods. Our policy is that we replace damaged product per the original order.

Please note on the bill of lading if there is any possibility of concealed damaged. If shipping through a 3rd party, distributor is responsible for claiming damages and the remakes will be at charge.

PRODUCT INFORMATION

Wood Poles & Fascias: Wood poles are sold in 2 foot increments, 2 foot minimum. We will cut your pole to specification, but we do not save or ship the fall off.

Steel Poles: All steel poles are sold in 1 foot increments, 2 foot minimum. We will cut to your specification, but we do not save or ship the fall off.

Metal & Acrylic Poles: All metal and acrylic poles are sold in 2 foot increments, 2 foot minimum. We will cut to your specification, but we do not save or ship the fall off.

Corded or Baton Draw Traverse Tracks: Corded or baton draw traverse tracks are sold in 2 foot increments with a 4 foot minimum. We will cut to your specification, but we do not save or ship the fall off.

Motorized Traverse Tracks: Motorized traverse tracks are sold in 1 foot increments with a 6 foot minimum. We will cut to your specification, but we do not save or ship the fall off.

Support Brackets: We recommend support brackets every 3-4 feet.

Installation: Mollie bolts and nail anchors are recommended for all installations, but are not included. We strongly recommend using a professional installer for our hardware.

Force Majeure: The Finial Company is not liable for any performance failure that arises from any cause not within its control.

